


CANTERBURY CRICKET

142nd ANNUAL REPORT 2018/19

AND STATEMENT OF FINANCIAL POSITION

PRINTERS OF MORE THAN JUST PAPER!



SIGNAGE | PACKAGING | PHOTOBOOKS | NOVELTY

At Caxton we love new challenges and for over 80 years we have diversified into many varieties of print. From bags, wine and beer labels, packaging, lanterns, door hangers... we even print funky chairs! Come into Caxton to see all the exciting options for your next print project, even if it is just on paper!

CAXTON
DESIGN & PRINT EXCELLENCE

32 LODESTAR AVE WIGRAM CHRISTCHURCH PHONE 366 8516 WWW.CAXTON.CO.NZ



Notice of Annual General Meeting

Notice is hereby given that the Annual General Meeting of the Canterbury Cricket Association Incorporated covering the 142nd year of cricket administration in Canterbury will be held on Wednesday 30 October 2019 at the Umpires Pavilion, Hagley Oval, Christchurch at 6.30pm. The Annual Report of the Board of Directors will be submitted to the meeting and the following business will be transacted.

1. Confirmation of the minutes of the 141st Annual General Meeting held on 29 October 2018.
2. Adoption of the 142nd Annual Report of the Board, Statement of Financial Performance for the year ended 31 July 2019 and Statement of Financial Position as at 31 July 2019.
3. Confirmation of appointment of the Auditor for the ensuing year.
4. Election of the Board of Directors
5. To consider and vote on any Notice of Motion
6. General Business

Please note that Members must advise the names of their voting delegates, which are to be received in writing by Jeremy Curwin at Canterbury Cricket no later than 5pm, Tuesday October 15.

Dated 22 September 2019

By the order of the Board of Directors

G Lund

Chairman

Canterbury Cricket Association (Inc)

**RESPECTING
OUR PAST
DRIVING THE
FUTURE**

CONTENTS

1. ADMINISTRATION

Administration	3
Photo Gallery	4
President's Report	11
Chairman's Report	12
Chief Executive's Report	13
Operations Report	14
Marketing Report	16
Community Cricket Report	18
Funding Partners	21
Commercial Partners	22

2. FINANCIAL REPORT

Canterbury Cricket Financial Report	23-40
-------------------------------------	-------

3. CRICKET PERFORMANCE REVIEW

Cricket Performance	41
Canterbury Men's Team	46
Men's Ford Trophy Scorecards	47
Plunket Shield Scorecards	53
BKSS Twenty20 Scorecards	58
Canterbury Women's Team	64
Hallyburton Johnstone Shield Scorecards	65
BKSS Twenty20 Scorecards	71
Canterbury Under 21 Women Report	77
Canterbury Under 19 Men Report	78
Canterbury Under 17 Men Report	79
Canterbury Over 60 Men Report	80

ADMINISTRATION



OFFICERS OF THE CCA

President	Anup Nathu
Chairman	Garry Lund
Chief Executive	Jeremy Curwin
Solicitor	Lane Neave
Auditor	Ashton Wheelans

BOARD OF DIRECTORS

Anup Nathu (President), Garry Lund (Chairman), Stephen Bateman, Nicki Turner, Andrew McRae, Andrew Nutall, Leeann Watson

CCA STAFF

Chief Executive
Operations Manager
Men's Coach
Men's Assistant Coach
Magicians Coach
General Manager – Community Cricket
Coach & Talent Development Manager
Female & Pathway Development Manager
Match Officials & Operations Coordinator
Marketing Executive
Strength & Conditioning Trainer
Physiotherapist

Jeremy Curwin
Trudy Anderson
Brendon Donkers
Dion Ebrahim
Ben Rapson
Simon Hill
Andrew Reid
Rachel Candy
Eugene Sanders
Aaron Price
Neil Tyndall
Amos Johnson

Life Members

Denis Aberhart
Brian Adams
Cran Bull
Shirley Cowles
Dave Gallop
Derek Hughey
Trevor Luke
Alisoun Mitchell
Pat Quickenden
Lee Robinson
Mike Satterthwaite
David Shackleton
Janice Stead
John Thompson

Honorary Cricket Members

Denis Aberhart
Derek Cockburn
Graham Dowling
Bro. Bill Dowling
John Gardner
Barry Hadlee
Brian Hastings
Greg Hills
Alan Jamieson
Brian McCrorie
Denis McMurtrie
Lester Ward
John Ward

Honorary Medical Officers

Dr Rob Campbell

Districts Board

Mark Medlicott (SCCA)
Dave Fisher (SCCA)
Lindsay Kerr (CCCA)
Peter Devlin (CCCA) (MCCA)
Mike Southby (MCCA)
Tim Brownlee (WCCA)
Kevin Scanlon (BCA)
Mike Harvey (CMCA)
Ric Horsfall (CMCA)

Delegates to other bodies

NZC AGM
Jeremy Curwin

CANTERBURY SELECTORS

Canterbury Men & Kings

B Donkers (Convenor)
D Ebrahim
C McConchie

Canterbury A Team

D Ebrahim (Convenor)
G Kench
B Donkers

Men's Under 19 National

D Ebrahim (Convenor)
A Reid

Boys' Under 17 National

A Reid (Convenor)
D Ebrahim

Canterbury Magicians

B Rapson (Convenor)
R Milburn
F Mackay

Women's Under 21

R Candy (Convenor)
R Milburn

REPRESENTATIVE HONOURS

New Zealand Men

T Latham
M Henry
H Nicholls
T Astle

New Zealand Women

A Satterthwaite
L Tahuu
E Bermingham
K Ebrahim
F Mackay
H Jensen



Tyler Lortan, Cam Fletcher, Jeremy Benton and Cole McConchie



Chad Bowes



Leo Carter



Tom Latham



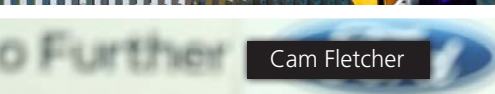
Henry Nicholls



Kyle Jamieson



Cam Fletcher



Cole McConchie





Erin Bermingham



Frances Mackay



Kirsty Nation



Gabby Sullivan



Laura Hughes



Kate Ebrahim





Stephen Murdoch



Cole McConchie



Andrew Ellis



Andrew Ellis



Chad Bowes



Andrew Hazeldine



Cam Fletcher



Henry Shipley



Matt Henry



Jess Simmons



Gabby Sullivan



Sarah Asmussen



Allie Mace-Cochrane



Hayley Jensen



Kate Ebrahim and Frances Mackay



Amy Satterthwaite and Kirsty Nation

Frances Mackay & Cole McConchie



Gary Stead & Cole McConchie



Gary Stead & Frances Mackay



Gary Stead & Todd Astle




Stephen Murdoch & Gary Stead



Tom Latham & Gary Stead



Jez Curwin



Erin Bermingham, Rachel Candy & Frances Mackay



MC Willy Nicholls



Gary Stead & Andrew Hazeldine



Gary Stead & Jack Boyle



Gary Stead & Erin Bermingham



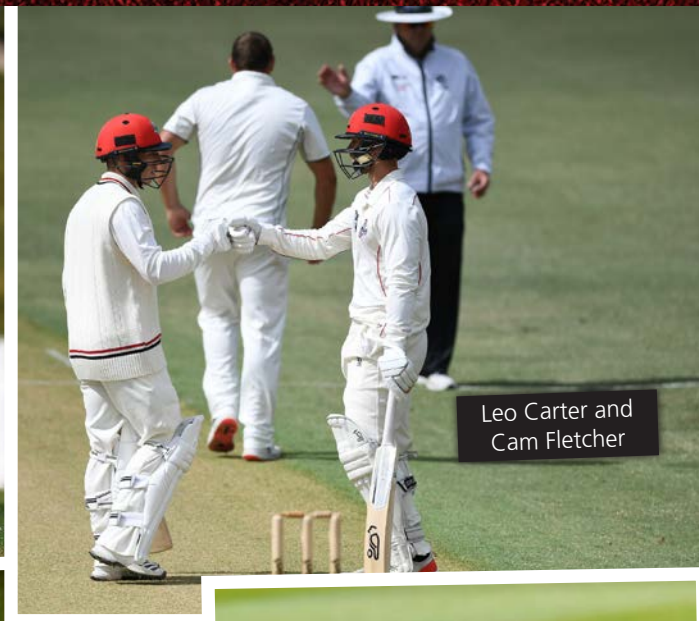
Gary Stead & Phil Harris



Tom Latham & Jesse Frew



Matt Henry



Leo Carter and
Cam Fletcher



Theo van Woerkom



Henry Nicholls



Andrew Hazeldine



Stephen Murdoch

PRESIDENT'S REPORT

Firstly, I would like to thank the board for having the confidence to approach me to take on the position as President. I feel honoured and privileged to be able to put something back into the game I love. A game which has given me many highlights and long-lasting friendships.

Arriving at the crease barely getting through the first over has given me quick insight into the challenging times ahead – these include financial stability, the community cricket structure, and performance of our representative teams. The board ably lead by Garry Lund are certainly up for the challenge.

Jeremy Curwin has settled into the role with the key task of increasing revenue streams. The board have a degree of confidence as he is tapping into new and exciting areas to generate additional income. Full marks for the effort.

Looking over the 2018/19 playing season - the highlight being second placed by men's team in Plunket Shield, it would be fair to say for all teams' men's, women's and age groups, there is plenty of room for improvement in the coming season. I wish all the team the best to get Canterbury back to top of the table in all formats.

The Canterbury Cricket Trust continue to enhance the Hagley Oval experience, with the proposed indoor facilities and permanent flood lights. The lights are essential for Canterbury to be show-cased over the Indian sub-continent with day-night games fitting into their ideal TV viewing time.

Going into the new season, the performance of the BLACKCAPS at the Cricket World Cup can only be positive for the game at all levels, particularly the youth. Hopefully our playing numbers will get a boost and the infrastructure is in place to cope. We're in for a blockbuster summer ahead, with the BLACKCAPS hosting the big three of India, Australia and England (India test being the highlight).

I am looking forward to seeing the beautiful Hagley Oval put on the world stage once again.

Anup Nathu

President, September 2019



CHAIRMAN'S REPORT

It gives me great pleasure to provide some reflections on the 2018/19 season.

Firstly, to the Board. As volunteers in a game that is demanding more and more from a governance perspective, my sincere thanks for your work and support over the many challenges we have faced. Having recently reset our Strategic Priorities, I feel extremely confident that we are well placed to lead the game in our region.

There are many challenges confronting the game, but I couldn't help but smile, looking on as Canterbury's Gary Stead, Craig McMillan, Matt Henry, Tom Latham and Henry Nichols took part in one of the greatest pieces of sporting theatre I have ever witnessed. It was wonderful to once again be reminded of the incredible sport that is cricket. It was also a brilliant example of how sport and the way it is played and the way a team behave, can have an impact far greater than the game itself.

I certainly feel privileged to play a small part in this special game.

Canterbury, alongside the other major associations in New Zealand, faces significant challenges to stay relevant, both on and off the field. It was clear in our Strategic Review that ensuring clarity in our purpose and priorities has never been more important.

Balancing community and participation, alongside a high performance environment to develop future Black Caps and White Ferns has never been harder.

A difficult year financially, but pleasing to report a result in line with last year's result, when at one stage it was looking a lot worse. After a write off of assets to the value of \$33,193 (last year nil) we have posted a deficit for the year of \$57,372. This compared to a deficit the previous year of \$59,328. From a cashflow perspective an \$80k reduction in liabilities on the previous year means that after allowing for the purchase of new assets (\$23,607) and Loan and Finance lease payments (\$22,151) we have a reduction in our cash balance at year end of \$60,864.

Jeremy and the team worked tirelessly to ensure we managed the business of cricket in a fiscally prudent way. As was publicly stated, funding for the game is certainly challenging across New Zealand, but we are very pleased with the progress we are making with our members in driving efficiency, with NZ Cricket in ensuring funding certainty, and within our own team in having clarity in how we can reduce fixed costs in future years, and most importantly, in showing innovation and leadership in growing revenue.

Canterbury has a proud playing history, and the 2018/19 season for the Canterbury Men's will be seen as the building blocks and development of the next generation. A challenging season results wise, but one that will provide great learning for the coaches and playing group.

The Canterbury Women's 2018/19 season was highlighted by a fantastic run by the Magicians to reach the final of the Burger King Super Smash. In a fantastic final they were narrowly beaten by the favourites, Wellington. In a landmark year for Women's Cricket in New Zealand, I am extremely excited about our ongoing opportunities to grow participation in performance of the women's game.

I have mentioned the Strategic Review that the CCA Board and Management has completed. As a new Chair and relatively new Board, we have walked into the challenges of this year with an open mind and optimism. The most important priority for the Board as we look forward, and one that we acknowledge must improve, is in our relationships and communication with our members.

As guardians of the Game, we must provide leadership, strategic direction, and help facilitate the growth and evolution of the game. The only way we can continue to do this is to invest more time with our members and earn the trust to help grow the game together.

My sincere thanks to Jeremy and his management team for their outstanding work throughout the year. This is a demanding business and teams commitment is above and beyond expectation.

Also special thanks to Anup Nathu who stepped up to the plate as President, and provided calm and measured counsel to myself and the Board.

Garry Lund

CHIEF EXECUTIVE REPORT

While this report is to provide an update and to celebrate the 2018/19 season it is important for us to reflect on the tragic events that took place here in Christchurch on Friday 15th March 2019. There were so many incredible, touching words spoken and deeds done that encapsulated the heartfelt sentiments and emotions that we all felt and still feel. I would like you to join me in standing together to take a moment to reflect and pay our respects to the families and friends affected.

Looking back, some people have moved onto new pastures. I'd like to congratulate Gary Stead for his incredible and well deserved achievement of becoming the BLACKCAPS Head Coach. We have also welcomed new colleagues into our midst, Aaron Price, Dani You, Nick Harbidge, Janelle Tyler, Emma Stewart, Ben Rapson and Ben McCord.

In addition, there were some new arrivals into the Canterbury Cricket family namely, Sam Donkers, Connor Murdoch, Summer Astle and Daisy Fulton.

We have had some incredible performances on the field as teams and as individuals. Our age group teams taking their first steps as Canterbury players, First Class and List A debuts made, Men's and Women's Super Smash double headers, Canterbury Cricket records broken, domestic records broken and deserved international recognition. The individual performances and results can be found further in the Annual Report, but I would like to add a personal thanks to the two Captains Cole McConchie and Frances Mackay who led both teams admirably. The Magicians had a fantastic run all the way to the Final of the Burger King Super Smash only to be beaten by the finest of margins against the heavily favoured Wellington Blaze while the Men's Plunket Shield fought back brilliantly in the second half of the season to finish second in the four day competition.

Hagley hosted some brilliant BLACKCAPS performances this year, firstly with Sri Lanka here for the return of the Boxing Day Test and then Bangladesh for an ODI in February. Thank you to our friends at the Canterbury Cricket Trust, Christchurch City Council and of course the tireless ground staff who provide us with the best facilities in the country.

Off the field it continues to be a hard market to prosper in, however we have had some great successes with new digital platforms launched, new commercial initiatives (Business Club, Coaching Camps and partnerships), improved attendances at the Burger King Super Smash and increased involvement in the local community. I'd like to thank all our partners and sponsors, old and new, and we look forward to working with you in the future and continuing the exciting journey we have ahead of us.



At the grassroots level we have tried to continue to support the growth of the game as best we can, working with the Districts to help cricket in Canterbury continue to grow, despite some difficult circumstances. The introduction of specific KPIs by New Zealand Cricket has taken a while to get used to, but slowly and surely, we are all working towards a common goal which in short is to increase participation in the game we love. A huge thank you for all our districts, clubs and the volunteers that make this happen.

I'd like to acknowledge both Kevin Scanlon from Buller Cricket and Burnside West Christchurch University Cricket Club who won the Outstanding Contribution to Cricket and the Club of the Year Award at the recent New Zealand Cricket Awards.

Finally, I would like to personally thank the Board for their continued support and all the staff who dedicate so much more than the usual 9 to 5 to their roles.

- The Community Team of Simon, Eugene, Rachel, Andrew, Will and Dani.
- Trudy, Aaron, Nick, Janelle and Jordan in the commercial and ops team
- Brendon, Dion, Amos, Neil, Emma, the two Bens, Peter Fulton, Dayle, Rowan, Louise, Hayden and John Quinn in the coaching team

Thank you for your dedication and commitment to Canterbury Cricket.

Cricket is clearly in a strong place now, not least because of the incredible performances by the BLACKCAPS at the World Cup in England. It is up to us as a sport to capitalise on the unprecedented coverage we have received to make sure that we continue to grow the game and make sure that it truly is "A game for all New Zealanders".

Jeremy Curwin
Chief Executive



OPERATIONS REPORT

The 2018/19 cricket season will forever be remembered because of the events of 15 March, 2019. The impact of this terrorist event will undoubtedly have implications across cricket delivery not only in Christchurch but across the country and at all levels of the game. In many respects it was worse than the effects of the earthquakes because of the deliberateness surrounding it. And it removed yet another opportunity from Christchurch to host an international event, a Test Match between the BLACKCAPS and the Bangladesh team who are fast becoming a force to contend with on the international stage.

Our results at domestic cricket and national underage level were disappointing with the best efforts being the men's and women's teams finishing 2nd in the Plunket Shield and Burger King Super Smash competitions respectively.

INTERNATIONAL PROGRAMME

The 2018/19 international programme provided Canterbury the chance to host two men's Test matches against Sri Lanka in December, Bangladesh in March and one One Day International against Bangladesh in February at Hagley Oval. These events require a collaborative approach to ensure the best player and spectator experience and Canterbury Cricket would like to acknowledge the support and staff from the Canterbury Cricket Trust, Christchurch City Council, Christchurch NZ, New Zealand Cricket and Vbase who collectively ensured we achieved these goals.

The Boxing Day Test was won convincingly by New Zealand. Sri Lanka won the toss and elected to field and when New Zealand were out within 50 overs for 178, an early finish was potentially on the cards. Sri Lanka replied with 104 in 41 overs with Boult claiming 6-30 and Southee picking up the top 3 batsmen cheaply. New Zealand posted an impressive 585/4 in their second innings with big century contributions from the Canterbury duo of Latham and Nicholls. Sri Lanka also fared slightly better in their second turn at bat, being dismissed for 236 with key contributions from Chandimal and Mendis. Boult snared another 3 wickets with Wagner picking up 4.

Short Scoreboard: New Zealand 178 (Watling 46, Southee 68) and 585/4 (Raval 74, Latham 176, Williamson 48, Taylor 40, Nicholls 162 no., de Grandhomme 71 no.) beat Sri Lanka 104 (Mathews 33 no., Boult 6-30, Southee 3-35) and 236 (Chandimal 56, Mendis 67, Boult 3-77, Wagner 4-48) by 423 runs.

On February 16, New Zealand took on Bangladesh in the second of three One Day Internationals to be played around the country. New Zealand won the toss and sent the Bangladesh team in to bat. The pace of Lockie Ferguson saw him capture 3 wickets as Bangladesh were dismissed just inside their 50 overs despite solid contributions from Mithun Ali and Sabbir Rahman. In reply, Guptill monstered the Bangladesh bowling attack, carving 115 from 88 balls in a strong display of

power hitting and he thoroughly deserved the Man of the Match Award.

Short Scoreboard: Bangladesh 226 (Mithun Ali 57, Sabbir Rahman 43, Ferguson 3-43) lost to New Zealand 229/2 (Guptill 118, Williamson 65 no.) by 8 wickets.

The third and final Test between New Zealand and Bangladesh, scheduled for 16 -20 March, was cancelled after the attack on two mosques in Christchurch on the afternoon of Friday 15 March.

In addition, Hagley Oval hosted a Twenty20 cricket match marketed as the 'Black Clash' for the Lomu-Crowe Trophy on 25 January 2019. Team Rugby took on Team Cricket with a number of former and current internationals from both codes offering a great spectacle for the 8000+ crowd and with the rugby players demonstrating skill levels many club cricket players would aspire to. Team Rugby won the toss and elected to field and, despite some sharp bowling and excellent catching, Team Cricket reached a competitive 168. Team Rugby, who had obtained the services of Brendon McCullum through a last-minute team transfer, reached 171/5 early in the 19th over with McCullum, Kaylum Boshier (a former NZ Under 19 cricket representative) and Jordie Barrett scoring the bulk of the runs.

Short Scoreboard: Team Cricket 168/8 (Grant Elliot 43) lost to Team Rugby 171/5 (B McCullum 48, K Boshier 30, J Barrett 38 no.) by 5 wickets.

CANTERBURY CLUB CHAMPION

The 2018/19 Canterbury club champion round robin tournament again saw the three top club teams from around Canterbury compete for the title of Canterbury club champion. The Canterbury club champion matches were contested by St Albans Cricket Club (representing Christchurch Metro), Temuka Cricket Club (representing South Canterbury) and Cheviot Cricket Club (representing Canterbury Country). St Albans proved eventual winners and competed at the National Club Championship Tournament hosted by the Cornwall Cricket Club in Auckland in April 2018. St Albans were unbeaten in the round robin phase with all-round team performances in each match being the key to their success. They met Napier Tech Old Boys in the Grand Final and, despite having beaten them earlier in the competition, when asked to bat first, had a bad day at the office with none of their batsmen scoring more than 20 runs. Defending 96 was always going to be a tough ask and Napier Tech eventually claimed a 5-wicket victory.

ACKNOWLEDGMENTS

In addition to hosting international cricket, Hagley Oval hosted the majority of our domestic men's and women's 'home' fixtures. Christchurch club and junior cricket matches also enjoyed some playing time on the Oval. With only 11 strips on the wicket block, this is only achievable through the superb efforts of the Hagley Oval groundstaff, ably led by Ashley Head. These guys epitomise teamwork and the pride in their work and their efforts to ensure, that even in the case of poor weather, minimal playing time is lost is testament to that teamwork and their understanding of cricket pitch preparation. When you consider they are also responsible for the training blocks, the Nursery Ground and three pitches on Hagley Corner you can appreciate the enormity of the task. It is no secret that both international and domestic match referees are impressed by the efforts of this group and appreciate the expertise, understanding and communication they can provide.

We also acknowledge the efforts of the staff at Mainpower Oval, Rangiora. Mainpower Oval hosted two Plunket Shield matches in 2018/19 along with numerous other practice and pre-season fixtures. With our desire to continue to host a mix of international and domestic cricket at Hagley, Canterbury Cricket acknowledge we don't currently have the required number of pitches to host a full season of fixtures at Hagley Oval. With the ongoing development of Mainpower Oval and the understanding and support of Peter Devlin, Chief Executive of Canterbury Country Cricket, Mainpower provides our elite cricketers with a quality second-tier venue for their matches.

On 27 December, Day 2 of the Test Match at Hagley Oval, a coaching 'activation' was run on the Nursery Ground behind the main oval. This event was superbly planned and organised by Dan Vann from Evolution Sports and Glenn Hooper. A number of cricket stations were provided for children to test out and challenge their cricket skills. Canterbury Cricket provided their inflatable cricket equipment which proved very popular with children of all ages and the valuable feedback from both children and parents alike offered insight into how we can enhance the cricket experience at internationals for these groups at future events. Volunteers, shoulder tapped by Dan and Glenn, including Canterbury Cricket staff, manned each station and groups were rotated through stations to ensure a diversity of experience. My sincere thanks go to Dan, Glenn and all the volunteers who brought this activation to life for the 100-plus participants.

I would like to acknowledge the efforts of the ground staff of the various training and match venues, the staff of both Canterbury Cricket and the Canterbury Districts and Sub-Associations and all the volunteers who give their time selflessly and play such critical, and often thankless, roles in supporting players, schools and clubs throughout the region. Canterbury has one of the largest geographical regions and this creates challenges for the delivery of cricket however the contributions by the above groups ensure the ongoing development and delivery of cricket throughout the region.

And finally, a big thank you to Eugene Sanders for his match management support throughout the season. Eugene has had a key role to play in organisation of matches at elite and underage levels, including match management of domestic and international fixtures.

With an increasing emphasis on the need for diversity in sports administration and participation in all sport, not just cricket, there is no better time to start addressing the change required to achieve this diversity. Sport NZ have already indicated that funding to national sports organisations will be linked to evidence of diversity within those organisations. This will directly impact New Zealand Cricket and in turn, the Major Associations. Canterbury Cricket and its District and sub-Associations need to address this requirement sooner rather than later to ensure the ongoing growth and survival of cricket. While there is no doubt that what we have done for the last 100 years has worked, society has changed considerably since then and now is the time to ensure the growth and survival of cricket for the next 100 years. If we have learned nothing from the events of March 15, 2019, let us at least acknowledge that we are a diverse country and embracing that diversity will ensure the advancement and survival of our sport. Canterbury Cricket's aim remains to make cricket the summer game of choice for anyone who wants to participate and adapting to the diverse needs of our community will assist in achieving this.

In conclusion, I would like to record my sincere appreciation to all those supporters of Canterbury Cricket, including Sport Canterbury, New Zealand Cricket and the various trusts and sponsors. Your support has been invaluable and has enabled us to focus on improving participant numbers and create memorable experiences for players and fans alike.

Trudy Anderson

Operations Manager

MARKETING REPORT

Fresh faces, lessons learnt and exciting times ahead. Those were the key themes that I can draw on from the past season. I couldn't have asked for a better introduction to Canterbury Cricket, than by starting in December right at the thick of the season. I was welcomed by Nick Harbidge (Marketing Intern), Jordan Cameron (Events Intern) and Janelle Tyler from Buutveld Carter (Events Manager). All of us were new to the team, and all equally new to working in sport meant there were some challenges ahead but also some fun to be had.

SUPER SMASH

Last season an emphasis was put on not only growing men's T20 domestic cricket, but more importantly the women's game. Although our teams adopted different colours, the overall design element of the playing kit was aligned for the first time in an attempt to bring the teams together. Double headers were introduced to help build the profile of the women's game and boy did they deliver!

Sky TV covered more games including seven women's fixtures, and believe it or not, one of the Canterbury Magicians games toppled records with a mammoth viewership of 43,800. To put that into perspective, 44,000 people watched the men's final – only 200 more!

The national event delivery blueprint was implemented for a better fan experience across the country and we hope to improve this even further next summer.

The total attendance for the competition was the highest it's been in 5 years, while total viewers (TV) were up an impressive 43%.

COMMUNITY EVENTS

Thanks to our lovely new cricket inflatables (funded by the New Zealand Racing Board and Youthtown), last summer saw us out and about in the community more than ever.

Our inflatables went from Buller to Timaru and proved to be a success for more than 2000 children who fancied a go. We attended pool parties, club days, junior prize givings, Hagley Oval matches and one-off events such as our Kings launch day, I Love New Brighton and Children's Day.

A special thank you goes out to all the Canterbury Cricket staff and players who gave their time and energy, as well as Hellers for providing the hundreds of free sausages we used to feed hungry children across Canterbury.

The inflatables provide a great opportunity for children to engage with our sport, our brand and our players to inspire future cricketers of Canterbury. Plans are already in place for the 2019/20 summer ahead as we look to roll these out wider.

Our Canterbury Kings squad also attended Camp Quality out in Living Springs again this year. Camp Quality brings fun, hope and happiness into the lives of children living with cancer, inspiring them to get on with being kids again. It's extremely rewarding for the team to give back to the kids and seeing the looks on their faces is a memory we're sure our playing group won't forget anytime soon. Until next year!

We're always looking at more ways we can give back to the community, so if you know of any amazing ideas please reach out to us.

WEBSITE

Around the middle of 2018, Canterbury Cricket reached out to Hairy Lemon as a potential partner to develop a digital platform for all things cricket across the Canterbury region. We wanted to build a website that could better promote cricket, be a first port of call for ticketing, get more engagement from users and really just be a cohesive hub for all things cricket. We consolidated the CCA websites into one, increasing the effectiveness of our digital presence by having just one space for users to go to. The website went live last November and has seen a 20% increase in traffic and users since launch. We will continue to optimise the site and make improvements where required over the coming years.

DATABASE / EMAIL MARKETING

Early in 2018, New Zealand Cricket headed up "Project Harmony". The reasoning for the project was to merge all fan data in New Zealand for the purposes of cost efficiencies, sharing best practice and providing a more consistent customer experience. Ubiquity was chosen as the preferred platform, with user friendliness, on-going training, support and a parent/child setup being the key factors for success. We are now communicating with our fan base regularly, while our database continues to grow. If you haven't subscribed to our email database, you better head to our website and do so now!

SOCIAL MEDIA

Social media continues to be the leading marketing channel among fan-based communications. At the beginning of the season a decision was made to merge the Canterbury Cricket and Canterbury Kings to align to our digital strategy of creating a central hub for all things cricket. Growth of around 10% was achieved across Facebook and Twitter while Instagram saw a huge uptake in fans growing over 100% although we're still only scratching the surface of our potential. Keep your eyes on this space. Across Facebook, Twitter and Instagram we have 28,000 followers.




I'd also like to take this opportunity to say a huge thank you to all of those who gave their time and energy over the summer. From throwing tennis balls with the inflatables to cooking sausages on the BBQ and managing the Super Smash event delivery, you've all been amazing, and we couldn't have done it without you by our side.

Aaron Price
Marketing Executive

COMMUNITY CRICKET REPORT

The 2018/19 season was the first year New Zealand Cricket (NZC) introduced Key Performance Indicators (KPI's) for both the major and district/sub associations in community cricket. This funding attached to these KPI's was appropriately labelled the Cricket Network Partnership Investment (CNPI). The KPI's ranged from coach development initiatives, diversity in decision-making roles, live scoring and increased responsibility around compliance and accountability. It is fitting to start this section of our annual report with this as all our member associations worked incredibly hard with local volunteers, clubs and schools to achieve these targets. A massive congratulations and thanks must go to district/sub association staff and the Canterbury Cricket shared service team for their effort in this space over the past season. In addition to achieving the targets set by the KPI's there are other notable highlights from around our region.

- Canterbury Country, South Canterbury and the Christchurch partnership had some of the highest percentage of qualified coaches in the country, particularly given the number of junior (school and club) and youth (club) team numbers. This project was well supported by club volunteers and delivered around the region by Toby Doyle, Shane Gilkinson and Keryn Ambler.
- Buller Cricket continue to innovate to recruit and maintain playing numbers. Not only has the senior competition moved to a Thursday night resulting in increased numbers, but Jordan Hill has worked hard with local primary schools to recruit and develop two primary school girl's teams who may attend the South Island girl's competition in Christchurch in January.
- Mid Canterbury have diversified their revenue streams. With major contributions from local volunteers, transporters and farmers they have a growing social enterprise that will continue to support local cricket.
- South Canterbury unfortunately lost six weeks of junior cricket due to weather at the start of the season, however with some excellent planning and innovative thinking a major festival day was run at Aorangi Park to compensate for this. The Canterbury Cricket inflatable equipment was also used, and 50 young participants experienced playing, diving, hitting and catching skills and drills on the day.
- West Coast Cricket have now reached a stage where their cricket development role needs to be advanced to the next stage. This will involve exploring the option of a more permanent position, with increased contact time to enable connection and engagement with their growing participation numbers.



- Canterbury Country undertook a major renovation of Mainpower Oval with a new block and outfield. This was achieved with significant investment and support from the Waimakariri District Council.
- Mike Fisher from Christchurch Metro Cricket led an initiative with the Christchurch City Council to increase maintenance, supply, watering and grass cover to many Christchurch pitches. As a result the quality of these local facilities has increased considerably.

COACH DEVELOPMENT AND MENTORING

As part of a nationwide coach accreditation process Cricket Associations in Canterbury undertook significant work in this area to register and qualify coaches across the community pathway. In total 481 coaches were qualified, ranging from junior soft ball levels through to youth club hard ball competitions. In addition to attending practical courses, coaches were required to complete online modules covering such elements as coaching process, long term athlete development, age & stage guidelines, understanding of growth and maturation, all the while with a specific focus on how to effectively deliver coaching sessions. The focus moving forward is to provide quality ongoing support. This will include a mixture of in-field coach observations, club coach support, skill-based workshops and mentoring opportunities. Canterbury Cricket is committed to providing quality support for our coaches which will result in a better experience for our players and contribute to our overarching goal of developing lifelong cricketers. Our thanks go to New Zealand Cricket for their efforts in producing support and resources but a special mention must go to the hard-working game development staff across the region who worked tirelessly to achieve and surpass targets in this area.

OFFICIATING

In the 2018/19 season 438 people attended umpire and scorer training sessions. These courses ranged from the Introduction to Umpiring course, new scorers training and understanding updated playing conditions. These sessions were delivered in secondary schools, at club trainings and through the various winter and summer training programmes that our members offer. The major highlight this season is the number of youth that are interested in

this space. For some of these youth it is about increasing their knowledge of the game, for others they see an opportunity to develop and enter the umpire pathway. Further to this a total of 109 junior and youth umpires were utilised over the season in various tournaments. On average these umpires officiated for a minimum of 3 days. This is an exciting development and one that will provide long term success and sustainability in the umpiring, scoring and match officiating space. During the recent off-season Canterbury Cricket were contracted and partnered NZC to create online training modules and update the National Level 1 and Level 2 umpiring courses. Officiating is now receiving more attention and acknowledgement by both Canterbury Cricket and more recently with NZC through the development of a specific KPI related directly to officiating. The Canterbury Regional Cricket Umpires Association, led by Jim Henderson, continue to provide support and work with Canterbury Cricket. There are exciting developments in the pipeline and we thank Jim and his committee for their continued effort and support.

FEMALE ENGAGEMENT

Female engagement remains a key priority area for both Canterbury Cricket and New Zealand Cricket. Programmes have been piloted and attempts have been made to connect women and girls into playing, coaching, governing, officiating and volunteering. This remains a work in progress and one that we are confident will continue to be developed. Aside from the excellent work to include more women in decision-making roles, there are two other initiatives worth mentioning. The NZC led Yeah! Girls programme was a huge success for Canterbury. This programme was delivered with hard work and support from key cricket clubs, namely Burnside West Christchurch University, Sydenham, Leeston, Southbridge and Rangiora Cricket Clubs. The Yeah! Girls programme was ably led by Danielle You. Danielle was an excellent operator and an absolute pleasure to have part of the team. She engaged well with the young women and girls, the club volunteers and the cricket family to ensure this programme achieved the best possible outcome. A total of 212 females engaged in Yeah! Girls over the length of the 10-week programme. This number does not include the additional school, holiday programme, youth programme, after school promotion and activation visits. The aim of the programme was to get non-engaged young women involved in cricket. The programme did not look or feel like our traditional cricket products, and while this attracted criticism by some, the modified, fun, social nature of the programme was well appreciated and accepted by the participants with 85% of participants wanting to come back if the programme was run again. Overall there was a 57% retention rate in the programme, with 58% of respondents said the activities were the main reason for coming and 78% of

them indicating they would recommend the programme to their friends. This data has been invaluable and provides us with practical learnings which we can use to improve what was delivered. Canterbury Cricket look forward to working with clubs again in the 2019/20 season to deliver an even more successful programme in this space.

The other major highlight of the season was the creation of the Forward Foundation Shield, a soft ball tournament that will run along side the more traditional Secondary School Girls Cup. This initiative fills a large gap in the pathway to retain young women in the game that are not yet ready or prepared to play in a hard ball, traditional competition. Unfortunately, the actual tournament was rained off and will now be run in November 2019 where six teams will compete.

KEY PROJECTS:

One Cricket Stage 2 began in November 2018 and is still in progress. This stage was about analyzing the current structure and exploring where additional improvements and adjustments could be made to maximize efficiency, effectiveness and support to the volunteer organisations and people that deliver the game. The cricket delivery structure needs to reflect the needs of people and society today, and with ongoing changes and pressures on people's time, cricket must continue to assess and evolve. Stage 2 proposed a more centrally-led model, with specifically trained staff or contractors around the region delivering and supporting grass roots participation and delivery through clubs and schools. The main reason for this was to reduce the responsibilities placed on our volunteer decision-makers and to increase specifically skilled roles at the grass roots separated into coach development, club and hub support and participation. Extensive research has been completed and supported by NTM Consultants and special thanks must go to Nicki Turner and Tracey Macleod for their dedication, robustness and consultative approach. This research also included a visit to Melbourne to meet with Cricket Australia, Cricket New South Wales, Cricket Victoria and a handful of local club members. A special thanks must go to those associations for their willingness to host us and share best practice models and research. The steering group members involved in this stage have contributed heavily to the proposed structure. This has taken longer than anticipated but will be worth it if we can get to an agreed result. A special thank you to our three cricket managers Peter Devlin, Mark Medlicott and Mike Harvey and to our independent members, Kristy Havill, Camila Obel, Mike Satterthwaite and Bruce Morton, our Sport Canterbury representative. If a commitment to the future needs of our participants, coaches, officials and volunteers can be agreed along with an acknowledgement that clubs and schools still require more support to manage compliance, accountability and decision making

pressure, I am confident a structure can be agreed on and implemented that will sustain and grow our game long term.

One of the other key projects for 2018/19 was the Places and Spaces plan for Christchurch and Canterbury Country. This project was funded by the Christchurch City Council and Sport Canterbury and led by Kevin Collier through Recreation Sport and Leisure Consultancy. This is a document that will guide decision-making both internally in the cricket family and externally through local councils and trust funders. Thank you for those involved in this process with special acknowledgement to Kevin Collier for his professionalism and guidance through this project.

Early in the 2018/19 season the decision was made to explore new ideas or tools to promote and activate junior and youth participation. With investment from Youthtown and New Zealand Racing Board (NZRB), Canterbury Cricket purchased an inflatable catching mat and an inflatable net. This equipment activated children and youth in Buller primary schools, Timaru and Ashburton festival days, Canterbury Kings game days, at the Black Clash match, the BLACKCAPS test match against Sri Lanka, a number of Christchurch City Council events and several club open days and prizegivings throughout the season. Our sincere thanks to Youthtown and NZRB for their investment. This equipment provided fun, laughter and competition to over 4000 participants in a total of 25 events. We are absolutely confident that the 2019/20 season will see an increase in those numbers.

COLLABORATION AND PARTNERSHIPS:

Under the Cluster model implemented in September 2017 our members associations and Canterbury Cricket have continued to develop the working relationships with each other. This 'One Team' approach has provided insight, awareness and shared knowledge across the sport sector and within our family to make more effective, participant-focused decisions. This approach needs to continue and continue to advance if we are to ensure our structure and offerings are tailored to the participants, coaches, clubs and volunteers that are involved. Thank you to those district/sub association staff who continue to push and support this approach.

In addition to internal partnerships, Canterbury Cricket have been working on external collaborative ideas, particularly with the team at Sport Canterbury through Jon Derry and Bruce Morton. This shared passion for sport and wanting to maximise our impact at a grass roots level is appreciated and supported. Relationships with Mainland Football, Canterbury Rugby, Canterbury Touch and Canterbury Netball are in their early stages, with conversations already underway. The coming year is likely to see these relationships trial new initiatives and create long-term partnerships that not only aid cricket but sport in the Canterbury region.

Canterbury Cricket would not be able to lead or work with our member associations, clubs and schools without the support of our local trust and gaming funders. This investment directly resources the shared service team, amateur cricket and provides support for the purchase of equipment required to play our game. A special thank you to the organisations and people from Rata Foundation, New Zealand Community Trust, The Southern Trust, The Lion Foundation, Trust Aoraki, One Foundation, Air Rescue, Pub Charity, Youthtown, New Zealand Racing Board and CERT (Canterbury Earthquake Recovery Trust). A special acknowledgement must go to Sport Canterbury for not only their continued investment into cricket in Canterbury but the support and leadership Julyan Falloon and his team provide to sport in this region. Their willingness to explore, be brave and try new things are characteristics that will continue to evolve the sport sector in Canterbury. New Zealand Cricket are of course the major contributor to cricket in the Canterbury region, with both investment and leadership. The Network and Participation team are supportive and connected in new innovative ways to our people on the ground. Martin Snedden continues to work tirelessly for the community game at a national level with input, evidence and support from all Major and District associations across the country. Gradually cricket is aligning under one system, one strategy and one team that promotes 'A Game for All, A Game for Life'.

Thank you to those District and Sub Association Chairs and board members that have been supportive and continue to engage with us regularly. Your contributions are important and appreciated. Thank you to the Cricket Managers and Game Development staff around the region who worked hard to achieve NZC KPI and local objectives. Lastly acknowledgement and thanks must go to the Canterbury Cricket shared service team, Rachel Candy, Eugene Sanders and Andrew Reid, as well as contractors, volunteers, interns and our part time staff Danielle You, Elle Wykes, Gabby Sullivan, Kristy Havill and Will Kennedy. It has been a challenging year. We are leading and we are learning. We will continue to develop as people and as professionals and ensure the decisions we make and the actions we take are influenced by and focused on the people participating, volunteering, coaching, officiating, administering and watching New Zealand's greatest summer sport.

Simon Hill

General Manager, Community Cricket

FUNDING PARTNERS

Canterbury Cricket wishes to sincerely acknowledge the support of the following Trust Funding partners. The grants and donations provided by these Trusts are critical in allowing Canterbury Cricket the ability to deliver community cricket and amateur cricket programmes throughout the Canterbury region. While their support is essentially financial, the range of impact of this support is diverse and considerable.



Air Rescue
and Community
Services



the
Southern
trust



THE LION
FOUNDATION



Rātā
Foundation



COMMERCIAL PARTNERS

Canterbury Cricket would like to thank all our partners for their generous support this summer and beyond. We simply would not get through each season without their ongoing, loyal support.

STRATEGIC PARTNERS



SUPPLY PARTNERS



CANTERBURY CRICKET ASSOCIATION INCORPORATED
PERFORMANCE REPORT
FOR THE YEAR ENDED 31 JULY 2019

CONTENTS

	Page
Directory	24
Statement of Comprehensive Revenue and Expenses	25
Statement of Changes in Net Assets/Equity	25
Statement of Financial Position	26
Cash Flow Statement	27
Notes to the Financial Statements	28 - 38
Independent Auditor's Report	39 - 40

Canterbury Cricket Association Incorporated**Directory****Board of Directors**

Garry Lund (Chairman)
Stephen Bateman
Andrew McRae
Leeann Watson
Nicki Turner (appointed October 2018)
Andrew Nuttall (appointed February 2019)

President

Anup Narthu

Registered office

14 Hazeldean Rd
Addington
Christchurch 8024

Nature of Business

Promotion and administration of cricket in the
Canterbury region

Registration Number

219406

Canterbury Cricket Association Incorporated
Statement of Comprehensive Revenue and Expenses
For the Year ended 31 July 2019

	Note	2019 \$	2018 \$
Revenue	3	3,932,490	3,931,557
Net revenue		3,932,490	3,931,557
Expenses	4		
Remuneration and related costs		1,229,384	1,264,089
Administration		437,908	451,032
Commercial and marketing		204,668	179,449
Player payments		946,275	926,027
Match and team costs		518,510	681,066
Grants community		543,244	399,645
Depreciation and amortisation		76,680	89,576
Loss on disposal of assets		33,193	-
Total expenses		3,989,862	3,990,885
(Deficit) for the year		(57,372)	(59,328)
Other comprehensive revenue and expense for the year		-	-
Total comprehensive revenue and expense for the year		(57,372)	(59,328)

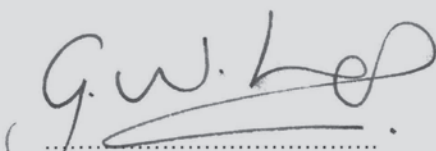
Statement of Changes in Net Assets/Equity
For the Year ended 31 July 2019


	Accumulated revenue and expense (Total equity) \$
Opening balance 1 August 2017	1,175,902
Total comprehensive revenue and expense for the year	(59,328)
Closing Equity 31 July 2018	1,116,574
Opening balance 1 August 2018	1,116,574
Total comprehensive revenue and expense for the year	(57,372)
Closing Equity 31 July 2019	1,059,202

Canterbury Cricket Association Incorporated
Statement of Financial Position
As at 31 July 2019

	Note	2019 \$	2018 \$
CURRENT ASSETS			
Cash in bank	5	273,312	334,176
Receivables - exchange transactions	6	24,524	29,118
Prepayments		19,872	6,554
Inventories	7	39,859	37,653
		<u>357,567</u>	<u>407,501</u>
CURRENT LIABILITIES			
Payables - exchange transactions	8	90,611	110,055
Deferred revenue	9	31,711	46,367
Employee entitlements	10	58,480	78,827
Loans and borrowings	11	18,000	18,000
Finance lease liability	12	367	4,151
GST payable		2,080	4,310
		<u>201,249</u>	<u>261,710</u>
NET WORKING CAPITAL		156,318	145,791
NON-CURRENT ASSETS			
Property, plant and equipment	13	902,884	989,150
NON-CURRENT LIABILITIES			
Loans and borrowings	11	-	18,000
Finance lease liability	12	-	367
		-	18,367
NET ASSETS		<u>1,059,202</u>	<u>1,116,574</u>
EQUITY		<u>1,059,202</u>	<u>1,116,574</u>

For and on behalf of the Board of Canterbury Cricket Association Inc. which approved and authorised the issue of the Financial Report on 24 September 2019.


 Garry Lund
 (Board Chairman) 24/9/19


 Jeremy Curwin
 (CEO)

The Financial Statements should be read in conjunction with the Audit Report and the Notes to the Accounts

Canterbury Cricket Association Incorporated
Cash Flow Statement
For the Year ended 31 July 2019

	Note	2019 \$	2018 \$
<u>Cash flows from Operating Activities</u>			
Cash was provided from:			
Receipts from NZC grants		2,101,578	1,886,229
Receipts from association activities		873,344	1,195,805
Interest received		1,231	870
		<u>2,976,153</u>	<u>3,082,904</u>
Cash was applied to:			
Payments to suppliers, employees and associations		<u>(2,991,258)</u>	<u>(2,980,135)</u>
		(2,991,258)	(2,980,135)
Net cash (outflow) inflow from operating activities	20	<u>(15,105)</u>	<u>102,769</u>
<u>Cash flows from Investing Activities</u>			
Cash was applied to:			
Purchase of property, plant and equipment		<u>(23,607)</u>	<u>(4,131)</u>
Net cash (outflow) from investing activities		<u>(23,607)</u>	<u>(4,131)</u>
<u>Cash flows from Financing Activities</u>			
Cash was applied to:			
Payments of finance lease principal		(4,151)	(3,721)
Payments of loan principal		<u>(18,000)</u>	<u>(26,775)</u>
		(22,151)	(30,496)
Net cash (outflow) from financing activities		<u>(22,151)</u>	<u>(30,496)</u>
Net (decrease) increase in cash held		(60,864)	68,141
Cash and cash equivalents at the beginning of the year	5	<u>334,176</u>	<u>266,035</u>
Cash and cash equivalents at the end of the year	5	273,312	334,176

The Financial Statements should be read in conjunction with the Audit Report and the Notes to the Accounts

Canterbury Cricket Association Incorporated
Notes to and forming part of the Financial Statements
for the Year Ended 31 July 2019

1. Statement of Accounting Policies**1.1 Reporting entity**

Canterbury Cricket Association Incorporated ("Canterbury Cricket") is incorporated under the Incorporated Societies Act 1908.

Canterbury Cricket Association Inc. is a public benefit entity for the purposes of financial reporting in accordance with the Financial Reporting Act (2013).

1.2 Statement of compliance

The financial statements have been prepared in accordance with New Zealand Generally Accepted Accounting Practice ("NZ GAAP"). They comply with Public Benefit Entity Standards Reduced Disclosure Regime ("PBE Standards RDR") and Public Benefit Entity International Public Sector Accounting Standards ("PBE IPSAS") that have been authorised for use by the External Reporting Board for Not-for-Profit entities.

Canterbury Cricket is a public benefit not for profit and is eligible to apply Tier 2 PBE standards on the basis that it does not have public accountability and is not defined as large.

1.3 Measurement basis

Unless otherwise stated, the measurement base is that of historical cost. Reliance is placed on the fact that Canterbury Cricket is a going concern.

1.4 Functional and presentation currency

The financial statements are presented in New Zealand dollars (\$) which is the entity's functional currency, rounded to the nearest dollar.

There has been no change in the functional currency.

1.5 Use of judgements and estimates

The preparation of the financial statements requires the Board and management to make judgements, estimates and assumptions that affect the application of accounting policies and the reported amounts of assets, liabilities, income and expenses.

Estimates and underlying assumptions are reviewed on an ongoing basis. Revisions to accounting estimates are recognised in the period in which the estimates are revised and in any future periods affected.

(a) Judgements

Judgements made in applying accounting policies that have had the most significant effects on the amounts recognised in the financial statements is revenue recognition – non-exchange revenue (conditions vs. restrictions).

(b) Assumptions and estimation uncertainties

Assumptions and estimation uncertainties that have a significant risk of resulting in a material adjustment in the year ending 31 July 2018 are the useful life, recoverable amount and depreciation method and rate of Property, plant and equipment.

(c) Changes in accounting estimates

The accounting policies set out below have been applied consistently to all periods presented in these financial statements and have been applied consistently by Canterbury Cricket.

2. Specific accounting policies

The following specific accounting policies have been used in preparing these financial statements.

Canterbury Cricket Association Incorporated
Notes to and forming part of the Financial Statements
for the Year Ended 31 July 2019

2.1 Revenue

Revenue is recognised when the amount of revenue can be measured reliably and it is probable that economic benefits will flow to Canterbury Cricket, and is measured at the fair value of the consideration received or receivable.

The following specific recognition criteria in relation to Canterbury Cricket's revenue streams must also be met before revenue is recognised.

Revenue from non-exchange transactions

Non-exchange transactions are those where Canterbury Cricket receives an inflow of resources but provides no (or nominal) direct consideration in return.

With the exception of services-in-kind, inflows of resources from non-exchange transactions are only recognised as assets where both:

- It is probable that the associated future economic benefit or service potential will flow to the entity, and
- Fair value is reliably measurable.

Inflow of resources from non-exchange transactions that are recognised as assets are recognised as non-exchange revenue, to the extent that a liability is not recognised in respect to the same inflow.

Liabilities are recognised in relation to inflows of resources from non-exchange transactions when there is a resulting present obligation as a result of the non-exchange transactions, where both:

- It is probable that an outflow of resources embodying future economic benefit or service potential will be required to settle the obligation, and
- The amount of the obligation can be reliably estimated.

The following specific recognition criteria in relation to Canterbury Cricket's non-exchange transaction revenue streams must also be met before revenue is recognised.

Grants from New Zealand Cricket - General Funding and other non-exchange revenue

New Zealand Cricket (NZC) - General Funding and other non-exchange revenue is recognised when the conditions attached to the grant have been complied with. Where there are unfulfilled conditions attached to the grant, the amount relating to the unfulfilled condition is recognised as a liability and released to revenue as the conditions are fulfilled.

Stipulations that are 'conditions' specifically require Canterbury Cricket to return the inflow of resources received if they are not utilised in the way stipulated, resulting in the recognition of a *non-exchange liability* that is subsequently recognised as *non-exchange revenue* as and when the 'conditions' are satisfied.

Stipulations that are 'restrictions' that do not specifically require Canterbury Cricket to return the inflow of resources received if they are not utilised in the way stipulated, do not result in the recognition of a *non-exchange liability*, resulting in the immediate recognition of *non-exchange revenue*.

Revenue from exchange transactionsGrant Revenue from NZ Cricket, Funding Organisation and Other Grants

Grant revenue, with the exception of NZC General Funding as discussed above, is recognised when the conditions attached to the grant have been complied with. Where there are unfulfilled conditions attaching to the grant, the amount relating to the unfulfilled condition is recognised as a liability and released to revenue as the conditions are fulfilled.

Gate Receipts

Entrance fees for functions and events are recorded as revenue when the function or event takes place and are measured at the fair value of the consideration received or receivable.

Canterbury Cricket Association Incorporated
Notes to and forming part of the Financial Statements
for the Year Ended 31 July 2019

Levies

Canterbury Cricket levies participants in various age group teams in respect of a contribution to the cost of attending their respective tournaments. Revenue is recognised over the period of the levy (usually the cricket season). Amounts received in advance for levies relating to future periods are recognised as a liability until such time that period covering the levy occurs.

Sponsorship Revenue

Canterbury Cricket receives cash and non-cash sponsorship in the form of goods and services. The fair value of the cash, goods and services received is recognised as sponsorships revenue in the Statement of Comprehensive Revenue and Expenses when it is probable that the associated future economic benefit or service potential will flow to the entity, and the fair value is reliably measurable.

2.2 Employee benefits

Liabilities for wages and salaries and annual leave are recognised in surplus or deficit during the period in which the employee provided the related services. Liabilities for the associated benefits are measured at the amounts expected to be paid when the liabilities are settled.

2.3 Financial instruments

Financial assets

Financial assets within the scope of NFP PBE IPSAS 29 Financial Instruments: Recognition and Measurement are classified as financial assets at fair value through surplus or deficit, loans and receivables, held-to-maturity investments or available-for-sale financial assets. The classifications of the financial assets are determined at initial recognition.

The category determines subsequent measurement and whether any resulting income and expense is recognised in surplus or deficit or in other comprehensive revenue and expenses. Canterbury Cricket's financial assets are classified as loans and receivables. The financial assets include: cash and cash equivalents, receivables from exchange transactions and sundry receivables.

All financial assets are subject to review for impairment at each reporting date. Different criteria to determine impairment are applied for each category of financial assets, of which, Canterbury Cricket has only loans and receivables which is described below.

Loans and receivables

Loans and receivables are non-derivative financial assets with fixed or determinable payments that are not quoted in an active market. After initial recognition, these are measured at amortised cost using the effective interest method, less any allowance for impairment. Canterbury Cricket's cash and cash equivalents, receivables from exchange transactions and sundry receivables fall into this category of financial instruments.

Impairment of financial assets

Canterbury Cricket assesses at each reporting date whether there is objective evidence that a financial asset or a group of financial assets is impaired. A financial asset or a group of financial assets is impaired and impairment losses are incurred if there is objective evidence of impairment as a result of one or more events that occurred after the initial recognition of the asset (a 'loss event') and that loss event has an impact on the estimated future cash flows of the financial asset or the group of financial assets that can be reliably estimated.

For financial assets carried at amortised cost, if there is objective evidence that an impairment loss on loans and receivables carried at amortised cost has been incurred, the amount of the loss is measured as the difference between the asset's carrying amount and the present value of the estimated future cash flows discounted at the financial asset's original effective interest rate. The carrying amount of the asset is reduced through the use of an allowance account. The amount of the loss is recognised in the surplus or deficit for the reporting period.

If in a subsequent period, the amount of the impairment loss decreases and the decrease can be related objectively to an event occurring after the impairment was recognised, the previously recognised impairment loss is reversed by adjusting the allowance account. If the reversal results in the carrying amount exceeding its amortised cost, the amount of the reversal is recognised in surplus or deficit.

Canterbury Cricket Association Incorporated
Notes to and forming part of the Financial Statements
for the Year Ended 31 July 2019

Financial liabilities

Canterbury Cricket's financial liabilities include payables – exchange transactions (excluding GST and PAYE), employee entitlements, loans and borrowings and finance lease liabilities.

All financial liabilities are initially recognised at fair value (plus transaction cost for financial liabilities not at fair value through surplus or deficit) and are measured subsequently at amortised cost using the effective interest method.

2.4 Property, plant and equipment

Items of property plant and equipment are initially measured at cost, except those acquired through non-exchange transactions which are instead measured at fair value as their deemed cost at initial recognition.

Items of property, plant and equipment are measured under the Cost Model which shows initial cost including any expenditure directly attributable to the acquisition, delivery or installation (or fair value for items acquired through non-exchange transactions) less accumulated depreciation and impairment. Canterbury Cricket's items are subsequently measured in accordance with the Cost Model.

Any gain or loss on disposal of an item of property, plant and equipment (calculated as the difference between the net proceeds from disposal and the carrying amount of the item) is recognised in surplus or deficit.

Depreciation is recognised in surplus or deficit on a straight-line basis over the estimated useful lives of each component of an item of property, plant and equipment. Assets under construction are not subject to depreciation.

The estimated useful lives/straight line depreciation rates are:

- | | |
|-------------------------------|--------------------------------|
| • Buildings | SL 2 - 25% (2018: 2 - 25%) |
| • Grounds plant and equipment | SL 7 - 50% (2018: 5 - 17.5%) |
| • Furniture and fittings | SL 7 - 33.4% (2018: 7 - 33.4%) |
| • Computer equipment | SL 10 - 48% (2018: 10 - 48%) |
| • Office furniture | SL 7 - 40% (2018: 7 - 40%) |
| • Cricket equipment | SL 8.3 - 67% (2018: 8.3 - 67%) |
| • Motor vehicles | SL 20 - 33.3 % (2018 20%) |

Depreciation methods, useful lives, and residual values are reviewed at reporting date and adjusted if appropriate.

2.5 Impairment of non-financial assets

The carrying amounts of Canterbury Cricket's non-financial assets, other than inventories, are reviewed at each reporting date to determine whether there is any indication of impairment. If any such indication exists, then the asset's recoverable amount is estimated.

2.6 Leases

Leases in terms of which Canterbury Cricket assumes substantially all the risks and rewards of ownership are classified as finance leases.

Finance leases

Upon initial recognition the leased asset is measured at an amount equal to the lower of its fair value and the present value of the minimum lease payments. Subsequent to initial recognition, the asset is accounted for in accordance with the accounting policy applicable to that asset.

Canterbury Cricket Association Incorporated
Notes to and forming part of the Financial Statements
for the Year Ended 31 July 2019

Operating leases

Leases that are not finance leases are classified as operating leases.

Operating leases are not recognised in Canterbury Cricket's statement of financial position. Payments made under operating leases are recognised in surplus or deficit on a straight-line basis over the term of the lease. Lease incentives received are recognised as an integral part of the total lease expense, over the term of the lease.

2.7 Income tax

Canterbury Cricket is exempt from Income Tax under section CW46 of the Income Tax Act 2007.

2.8 Goods and services tax (GST)

Revenues, expenses and assets are recognised net of the amount of GST except for receivables and payables, which are stated with the amount of GST included.

The net amount of GST recoverable from, or payable to, the Inland Revenue Department is included as part of receivables or payables in the statement of financial position.

Cash flows are included in the statement of cash flows on a gross basis and the GST component of cash flows arising from investing and financing activities, which is recoverable from, or payable to, the Inland Revenue Department is classified as part of operating cash flows.

2.9 Equity

Equity is the community's interest in Canterbury Cricket, measured as the difference between total assets and total liabilities. Equity is made up of the following components:

Accumulated comprehensive revenue and expense

Accumulated comprehensive revenue and expense is Canterbury Cricket's accumulated surplus or deficit since its formation, adjusted for transfers to/from specific reserves.

2.10 Cash and cash equivalents

Cash and cash equivalents are short term, highly liquid investments that are readily convertible to known amounts of cash and which are subject to an insignificant risk of changes in value.

2.11 Inventories

Inventories held for consumption in the provision of services that are not sold on a commercial basis are measured at the lower of cost and net realisable value.

For inventory that was acquired through non-exchange transactions, the cost of the inventory is its fair value at the date of acquisition. For inventory held for the distribution or consumption in providing goods and services to be distributed at no charge or for nominal charge, these are measured at cost adjusted for any loss of service potential.

Canterbury Cricket Association Incorporated
Notes to and forming part of the Financial Statements
for the Year Ended 31 July 2019

3. Revenue	2019	2018
	\$	\$
<i>Revenue from non-exchange transactions:</i>		
Grants from NZ Cricket - general funding	1,257,000	1,144,107
	<hr/> 1,257,000	<hr/> 1,144,107
<i>Revenue from exchange transactions:</i>		
Grants from NZ Cricket	1,790,853	1,654,556
Funding organisations - operating & capital	389,228	424,275
Gate receipts	31,919	26,095
Sponsorships	149,331	89,106
Levies	17,248	22,667
Commercial and marketing	118,174	299,036
Coaching and facilities	31,342	15,938
Interest on loans and receivables	1,231	870
Other operating revenue	146,166	254,906
	<hr/> 2,675,490	<hr/> 2,787,450
Total revenue	3,932,490	3,931,557
4. Expenses	2019	2018
	\$	\$
<i>The following amounts are included in expenses for the year:</i>		
Fees paid to auditors for the audit of the financial statements	3,300	5,400
Operating lease rentals	157,148	156,848
There were no non-audit services provided by the auditor of the financial statements, AshtonWheelans.		
5. Cash and cash equivalents	2019	2018
	\$	\$
<i>Current assets:</i>		
Cash on hand	231	231
Bank - deposits	57,474	54,859
Bank - call deposits	215,607	279,086
Cash and cash equivalents in the statement of cash flows	<hr/> 273,312	<hr/> 334,176
Per annum annual interest rate ranges applicable to components of cash and cash equivalents:		
Bank - call deposits	0.20%	0.45%

There were no restrictions over any of the cash and cash equivalent balances held by Canterbury Cricket.

Canterbury Cricket has a \$200,000 unsecured overdraft facility, which remains undrawn.

Canterbury Cricket Association Incorporated
Notes to and forming part of the Financial Statements
for the Year Ended 31 July 2019

6. Receivables - exchange transactions	2019	2018
	\$	\$
Trade receivables from exchange transactions	26,220	16,724
Less Provision for doubtful debts	(1,696)	-
Sundry Receivables	-	12,394
	<u>24,524</u>	<u>29,118</u>

At year end there were amounts overdue or impaired relating to receivables from exchange transactions of \$20,016 (2018: nil).

7. Inventories	2019	2018
	\$	\$
<i>Finished Goods</i>		
- Cricket balls	37,199	22,029
- Clothing and merchandise	2,660	15,624
	<u>39,859</u>	<u>37,653</u>

There were no reversals of previously written down inventory items.

There are no items of inventory pledged as security against any of Canterbury Cricket's liabilities.

8. Payables – exchange transactions	2019	2018
	\$	\$
Trade payables from exchange transactions	46,529	21,652
Sundry accruals	44,082	88,403
	<u>90,611</u>	<u>110,055</u>

9. Deferred revenue	2019	2018
	\$	\$
New Zealand Community Trust	3,872	-
One Foundation	7,500	7,000
Southern Trust	15,435	-
Revenue received in advance - levies, coaching and training programmes	4,904	6,976
Youthtown	-	5,000
New Zealand Cricket Inc	-	17,391
Air Rescue	-	10,000
	<u>31,711</u>	<u>46,367</u>

Deferred revenue represents income which relates to expenditure which will be incurred in the following year.

10. Employee entitlements	2019	2018
	\$	\$
<i>Current</i>		
Short-term employee entitlements	58,480	78,827
Total employee entitlements	<u>58,480</u>	<u>78,827</u>

Employee entitlements include payments due for PAYE, kiwisaver and student loan deductions and wage accruals.

Canterbury Cricket Association Incorporated
Notes to and forming part of the Financial Statements
for the Year Ended 31 July 2019

11. Loans and borrowings	2019	2018
	\$	\$
Current interest bearing loans and borrowings		
Canterbury Cricket Trust	18,000	18,000
	<u>18,000</u>	<u>18,000</u>
Non-current interest bearing loans and borrowings		
Canterbury Cricket Trust	-	18,000
	<u>-</u>	<u>18,000</u>
Total loans and borrowings	<u>18,000</u>	<u>36,000</u>

Canterbury Cricket Trust extended an interest free loan of \$90,000 to Canterbury Cricket in March 2016 to assist with the purchase of a replay screen at Hagley Oval. The loan is for 5 years, repayable in 5 equal annual instalments of \$18,000 per year on 20 April each year commencing 20 April 2016. If there is any failure to pay an instalment, interest shall accrue at a rate of 12% per annum on the balance unpaid.

12. Finance lease liability	Year of		2019	2018
	Maturity	Rate	\$	\$
<i>Current:</i>				
AA Finance	7/08/2019	9.95%	367	4,151
<i>Non-current:</i>				
AA Finance	7/08/2019	9.95%	-	367
			<u>367</u>	<u>4,518</u>
Future minimum lease payments				
Less than one year			367	4,151
Between one and five years			-	367
Total finance leases payable			<u>367</u>	<u>4,518</u>

Canterbury Cricket Association Incorporated
Notes to and forming part of the Financial Statements
for the Year Ended 31 July 2019

13. Property, plant and equipment

	Buildings	Grounds plant and equipment	Furniture and fittings	Computer equipment	Office furniture	Cricket equipment	Motor vehicles	Total
<u>Cost or valuation</u>	\$	\$	\$	\$	\$	\$	\$	\$
Balance as at 1 Aug 2018	927,645	116,738	64,605	161,578	49,572	316,284	14,335	1,650,757
Additions (exchange)	-	2,231	-	1,655	-	17,323	2,398	23,607
Disposals	(74,905)	(69,949)	-	(81,492)	(8,330)	(37,007)	-	(271,683)
Balance as at 31 Jul 2019	852,740	49,020	64,605	81,741	41,242	296,600	16,733	1,402,681
<u>Accumulated depreciation and impairment</u>								
Balance as at 1 Aug 2018	208,572	67,500	37,686	142,752	32,693	163,803	8,601	661,607
Depreciation	28,344	5,822	4,174	5,095	3,339	26,972	2,934	76,680
Disposals	(74,905)	(49,826)	-	(69,254)	(8,330)	(36,174)	-	(238,489)
Balance as at 31 Jul 2019	162,011	23,496	41,860	78,593	27,702	154,601	11,535	499,798
Net book value								
As at 31 Jul 2019	690,729	25,523	22,745	3,148	13,540	142,000	5,198	902,884
As at 31 Jul 2018	719,073	49,237	26,919	18,826	16,879	152,482	5,734	989,150
As at 31 Jul 2017	747,417	55,608	30,294	31,395	21,660	179,620	8,601	1,074,595

(i) Impairment and impairment reversals (cash-generating assets)

At balance date two assets, Pitchvision (\$12,237) and Artificial Wickets at Hospital Corner (\$20,123) were identified as no longer existing and so were written off (2018: nil).

(ii) Security held over items of property plant and equipment

There are no items of property, plant and equipment that are pledged as security (2018: nil).

(iii) Leased property, plant and equipment

The entity has entered into one finance lease for property, plant and equipment. The carrying amounts of leased items within the various classes of property, plant and equipment include \$2,867 of motor vehicles (2018: \$8,601).

14. Financial instruments

	2018	2017
	\$	\$
<i>Financial assets - loans and receivables</i>		
Cash and cash equivalent (assets)	334,176	266,035
Receivables - exchange transactions	26,220	45,709
<i>Financial liabilities - amortised cost</i>		
Payables - exchange transactions	(46,529)	(94,655)
Employee Entitlements (excluding PAYE and Kiwisaver)	(59,487)	(67,832)
Loans and borrowings	(36,000)	(62,775)
Finance lease liability	(4,518)	(8,241)
	213,862	78,241

Canterbury Cricket Association Incorporated
Notes to and forming part of the Financial Statements
for the Year Ended 31 July 2019

15. Operating leases**2019****2018**

\$

\$

The future non-cancellable minimum lease payments of operating leases as lessee at reporting date are detailed in the table below:

less than 1 year	159,674	160,845
1 - 2 years	144,949	154,602
2 - 5 years	9,825	149,487
	<u>314,448</u>	<u>464,934</u>

Terms of the leases*Hazeldean business park*

6 year lease expires August 2021, with an option to renew for a further 6 years.

Fleet Partners vehicle leases

Nine vehicles leased on 45 month terms, expiring between March 2020 and December 2021.

Red Share smartphone

Eight smartphones, leased on 24 month contracts, expiring May 2020.

Canterbury Cricket Trust

Pavilion leased on 29 year contract expiring November 2046.

16. Related parties**Key management personnel**

The key management personnel, as defined by PBE IPSAS 20 Related Party Disclosures, are the members of the governing body which is comprised of the Board of Directors, Chief Executive Officer, Operations Manager, Head Coach and General Manager Community Cricket. The aggregate remuneration of key management personnel and the number of individuals, determined on a full-time equivalent basis, receiving remuneration is as follows:

	2019	2018
<i>Key management personnel</i>		
Total remuneration (\$)	479,191	456,628
Number of people	4	4
<i>Board of directors</i>		
Total remuneration (\$)	-	-
Number of people	6	7

17. Capital commitments

There were no capital commitments at the reporting date (2018: nil).

Canterbury Cricket Association Incorporated
Notes to and forming part of the Financial Statements
for the Year Ended 31 July 2019

18. Contingent assets and liabilities

There were no contingent assets or liabilities at the reporting date (2018: nil).

19. Events after the reporting date

The Board of Directors and management are not aware of any other matters or circumstances since the end of the reporting period, not otherwise dealt with in these financial statements, that have significantly or may significantly affect the operations of Canterbury Cricket (2018: nil).

20. Reconciliation of net operating surplus with net cash inflow from operations	2019	2018
	\$	\$
Net (deficit) for the year	(57,372)	(59,328)
<i>Add non-cash items:</i>		
Depreciation	76,680	89,576
Loss on sale of fixed assets	33,193	-
<i>Movements in Working Capital:</i>		
(Decrease)/Increase in payables - exchange transactions	(39,790)	(34,985)
(Decrease)/Increase in deferred revenue	(14,656)	15,692
Decrease/(Increase) in prepayments	(13,318)	16,176
Decrease/(Increase) in receivables and recoverables	4,594	62,232
(Increase)/Decrease in inventories	(2,206)	6,765
Movement in GST	(2,230)	6,641
Net cash inflow from operating activities	(15,105)	102,769



INDEPENDENT AUDITOR'S REPORT

To the Directors of the Canterbury Cricket Association Incorporated

Opinion

We have audited the Performance Report of Canterbury Cricket Association Incorporated (the Association) on pages 25 to 38, which comprise the Statement of Financial Position as at 31 July 2019 and the Statement of Comprehensive Revenue and Expenses, Statement of Changes in Net Assets/Equity and the Statement of Cash Flows for the year then ended, and Notes to the Financial Statements, including a Statement of Accounting Policies.

In our opinion, the accompanying financial statements on pages 25 to 38 present fairly, in all material respects, the financial position of the Association as at 31 July 2019 and its financial performance and its cash flows for the year then ended with Public Benefit Entity Standards Reduced Disclosure Regime issued by the New Zealand Accounting Standards Board.

Basis of Opinion

We conducted our audit in accordance with International Standards on Auditing (New Zealand) (ISAs (NZ)). Our responsibilities under those standards are further described in the *Auditor's Responsibilities for the Audit of the Financial Statements* section of our report. We are independent of the Association in accordance with Professional and Ethical Standard 1 (Revised) *Code of Ethics for Assurance Practitioners* issued by the New Zealand Auditing and Assurance Standards Board, and we have fulfilled our other responsibilities in accordance with these requirements. We believe that the audit evidence we have obtained is sufficient and appropriate to provide a basis for our opinion.

Other than in our capacity as auditor, we have no relationship with, or interests in the Canterbury Cricket Association Incorporated.

Responsibilities of those charged with Governance for the Financial Statements

Those charged with governance ("the Directors") are responsible on behalf of the Association for the preparation of the financial statements in accordance with Public Benefit Entity Standards Reduced Disclosure Regime, and for such internal control as the Directors determine is necessary to enable the preparation of financial statements that is free from material misstatement, whether due to fraud or error.

In preparing the financial statements, the Directors are responsible on behalf of the Association for assessing the Association's ability to continue as a going concern, disclosing, as applicable, matters related to going concern and using the going concern basis of accounting unless the Directors either intends to liquidate the Association or to cease operations, or have no realistic alternative but to do so.

Auditor's Responsibilities for the Audit of the Financial Statements

Our objectives are to obtain reasonable assurance about whether the Performance Report as a whole are free from material misstatement, whether due to fraud or error, and to issue an auditor's report that includes our opinion. Reasonable assurance is a high level of assurance but is not a guarantee that an audit conducted in accordance with ISAs (NZ) will always detect a material misstatement when it exists.

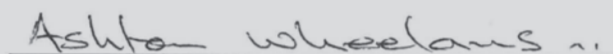
INDEPENDENT AUDITOR'S REPORT

To the Directors of the Canterbury Cricket Association Incorporated

Auditor's Responsibilities for the Audit of the Financial Statements (continued)

Misstatements can arise from fraud or error and are considered material if, individually or in the aggregate, they could reasonably be expected to influence the economic decisions of users taken on the basis of these financial statements.

A description of our auditor responsibilities can be viewed on the website of the External Reporting Board.
https://www.xrb.govt.nz/Site/Auditing_Assurance_Standards/Current_Standards/Description_Auditors_responsibilities.aspx



ASHTON WHEELANS

Chartered Accountants
Level 2, 83 Victoria Street
Christchurch

24 September 2019

CRICKET PERFORMANCE



CANTERBURY MEN

The Canterbury Men's 2018/19 season will be recognised for the emergence of a highly skilled and competitive group of young cricketers. Increased exposure to the demands of professional cricket has accelerated learning and created competition and depth within the group.

This was a challenging season from a results perspective. The Canterbury Ford Trophy team and the Canterbury Kings finished last in both competitions. Losing key moments in matches was a major factor in both campaigns. This is the greatest challenge for a young team and one that they will be better for next season. The Plunket Shield competition is recognised as the most challenging to win. The mental and physical demands on players tests character, resilience and professionalism. Our players in this format have measured up and proved they can compete with the best teams and players in the country. It was reward for a season of hard work and dedication.

It has been encouraging to see the individual performances of our BLACKCAPS on the international stage and the development of our players in New Zealand A and winter training squads.

There have been outstanding individual and team performances across all three formats and debuts, growing the depth of our contracted and wider squad.

CONTRACTED PLAYERS

Todd Astle (NZ), Chad Bowes, Jack Boyle, Leo Carter, Blake Coburn, Andrew Ellis, Cam Fletcher, Andrew Hazeldine, Matt Henry (NZ), Kyle Jamieson, Tom Latham (NZ), Ken McClure, Cole McConchie, Stephen Murdoch, Henry Nicholls (NZ), Ed Nuttall, Fraser Sheat, Henry Shipley, Will Williams, Theo van Woerkom

CANTERBURY REPRESENTATIVE AWARDS

Batsman of the Year	Stephen Murdoch
Bowler of the Year	Kyle Jamieson
Player of the Year	Cole McConchie
Players' Player	Cole McConchie

In particular, I would like to thank the players who have sought continual improvement throughout the season and supported each other through adversity; the support staff for working tirelessly and giving their best to each player every day; the staff at Canterbury Cricket for doing the small things that make a big difference; and the families, wives and partners who sacrifice so much to allow us to make a difference.



PLUNKET SHIELD

Played 7, won 4, lost 2, drew 1. Final Position – 2nd
The Plunket Shield success demonstrated our ability to compete with the best teams in the competition. Four consecutive outright results secured 2nd position, before the team rightly decided to abandon the final round match against Wellington after the March 15 mosque attacks in Christchurch.

Key performances during this competition were:

Jack Boyle	108 vs. Northern Districts at Hagley
Stephen Murdoch	130* vs. Auckland at Mainpower
Andrew Hazeldine	5/33 vs. Otago at University Oval
Cameron Fletcher	108 vs. Otago at University Oval
Cole McConchie	162 vs. Wellington at Hagley Oval
Matt Henry	match figures of 9/110 vs. Wellington at Hagley Oval

Todd Astle 5/69 vs. Auckland at Mainpower
Significantly, Todd Astle became Canterbury's leading First Class wicket taker when he took 3/38 against Central Districts at Mainpower Oval to overtake Mark Priest's record of 290 wickets.

FORD TROPHY

Played 9, won 2, lost 7. Final Position – 6th
The Canterbury Ford Trophy team started the competition brightly with back to back wins against Central Districts (Pukekura Park) and Auckland (Hagley Oval). However, narrow losses in the remaining matches ensured there was no finals cricket for the team.

Chad Bowes finished as our leading run scorer (414) placing him third in the competitions leading run scorers. Cole McConchie was our leading wicket taker (13) placing him seventh in the competition.

Debuts in this format were awarded to Jeff Case, Blake Coburn, Andrew Hazeldine, Stephen Murdoch and Theo van Woerkom.

Key performances during this competition were:

Chad Bowes	104 vs. Otago at Hagley Oval
Jack Boyle	126 vs. Northern Districts at Hagley
Stephen Murdoch	112 vs. Northern Districts at Hagley
Will Williams	4/34 vs. Central Districts at Pukekura Park
Henry Shipley	4/60 vs. Otago at University Oval

BURGER KING SUPER SMASH (MEN)

Played 10, won 3, lost 7. Final Position – 6th
Results in the Super Smash competition proved elusive despite several matches going in to the final over. Wins against Otago and Wellington in the final two rounds at Hagley gave our Kings supporters something to cheer about.

Kyle Jamieson's 6/7 vs. Auckland broke a number of records including the best Twenty 20 figures in New Zealand domestic cricket and the third best in world T20 cricket. Tom Latham's 110 against Central Districts at McLean Park, Napier was the first century by a Kings player.

Debuts in this format were awarded to Tyler Lortan, Tom MacRury and Henry Shipley.

Key performances during this competition were:

Kyle Jamieson	6/7 vs. Auckland at Eden Park
Tom Latham	110 vs. Central Districts at McLean Park
Cole McConchie	83 vs. Wellington at Basin Reserve

Brendon Donkers

Head Coach

CANTERBURY WOMEN

The Canterbury Women's 2018/19 season will be looked upon as a season of great contrast between the Burger King Super Smash (BKSS) and the Hallyburton Johnston shield campaigns. It will also be remembered as a landmark season for women's cricket in New Zealand, with the ever-growing development of the women's game globally, came the increased exposure through televised domestic matches in the T20 competition.

It was a season of great highs and lows when comparing the two competitions. The BKSS campaign was a pleasure to be a part of for the players and the coaching staff alike. Playing several double-headers alongside the men, along with the television coverage, led to heightened intensity and sense of occasion all culminating in a wonderful final. The team showed great character throughout the T20 season but especially in the final which contributed to a great spectacle and showcase of women's cricket despite the 2nd place finish.

On the flipside was the 50 over campaign which left us wondering 'what if' after several occasions of not being able to get over the line. Ultimately this format provided the team with valuable learning experiences, which we expect will assist this young and inexperienced group develop over the next few seasons.

It was great to see Frances Mackay earn a recall to the WHITE FERNS through sheer weight of runs at the domestic level. Add to that the selection of Jess Simmons and Jacinta Savage into the NZ Emerging Players side towards the end of the summer and the continued performances from our WHITE FERNS and you have a benchmark for the rest of the squad to strive for.

2018/19 SQUAD

Sarah Asmussen, Missy Banks, Erin Bermingham, Natalie Cox, Jodie Dean, Kate Ebrahim (NZ), Georgia Edge, Laura Hughes, Emma Kench, Allie Mace-Cochrane, Frances Mackay (NZ), Kirsty Nation, Amy Satterthwaite (NZ), Jacinta Savage (NZEP), Jess Simmons (NZEP), Gabby Sullivan, Lea Tahuu (NZ), Hayley Jensen (NZ).

CANTERBURY WOMEN REPRESENTATIVE AWARDS

Batsman of the Year	Frances Mackay
Bowler of the Year	Erin Bermingham
Players' Player	Frances Mackay
Player of the Year	Frances Mackay

A big thank you to all the support staff for all their continued hard work and for their support of the team and myself. Well done to all the players who played and trained with courage and integrity throughout the season despite the challenges.

HALLYBURTON JOHNSTONE SHIELD

Played 10, won 3, lost 7. Final Position - 5th

The Hallyburton Johnston Shield proved a demanding format for us this season with all matches being played as double headers (2 games over a weekend) and often with big gaps between rounds. The challenge was also heightened by not having our WHITE FERNS available for most of the campaign which added pressure and responsibility to some of less experienced but promising players. This was reflected in our play at times where we would learn from a loss on the first game of a round and then turn those learnings into a win the following day. Overall this led to some great development opportunities for many of our younger and less experienced squad members which hopefully pay dividends for us in the seasons to come. The team was captained by Frances Mackay.

Key contributors throughout the campaign were Kate Ebrahim and Frances Mackay who finished 2nd and 4th position respectively in the competitions leading run scorers. Erin Bermingham in her final season for the Magicians finished in the top 10 bowlers in the competition with a best bowling of 4-19.

Debuts in this format were awarded to Sarah Asmussen and Jodie Dean.

BURGER KING SUPER SMASH (WOMEN)

Played 10, won 6, lost 4. Final Position – 2nd

The first round of matches were played at the Lincoln grounds over the course of four days. This was a great way to kick the season off and having most of the WHITE FERNS present led to some great cricket. Winning four of the five games with the other being washed out was a great start for our team and gave us good momentum heading into the rest of the season.

On the back of the runs from Mackay, Bermingham, Ebrahim and Nation, we were able to post very competitive scores regularly and as a bowling and fielding unit we were often able to create pressure, take wickets at key times and either restrict or defend totals. This took us all the way to the final against a very strong Wellington side including most of their WHITE FERNS including Sophie Devine and Amelia Kerr. A special innings by Bermingham got us to

a score of 130 which on a tricky wicket was always going to be a challenge especially in a final. It almost certainly proved to be the case with our bowling and fielding efforts including 2 runouts taking the match to the very last ball. Unfortunately, it was not to be with Wellington eventually claiming the victory by 4 wickets.

As heart-breaking as it was, I couldn't have been prouder of the team for their efforts throughout the campaign and especially in the final. We showed great character and composure under pressure and this will hold us in good stead for the future.

Canterbury batsmen dominated the batting charts with Frances Mackay claiming top spot and Erin Bermingham, Kate Ebrahim and Kirsty Nation finishing 3rd, 7th and 8th respectively. As for bowlers, Erin Bermingham, Frances Mackay and Gabby Sullivan finished in the top 10 wicket taking charts claiming 3rd, 4th and 5th spots respectively. Laura Hughes took 7 dismissals behind the stumps.

A debut in this format was awarded to Emma Kench.

Ben Rapson

Head Coach

REPRESENTATIVE PATHWAY

CANTERBURY A REPORT

Canterbury A maintained a healthy playing programme during the 2018/19 season. The playing programme included a mixture of all 3 formats.

One Day fixtures were held against Canterbury Country, Otago A and Auckland A. Tyler Lorton (123) and Matt Hay (128) performed well in these formats.

Twenty20 games were played internally and against Otago A and Auckland A in a triangular series held at Lincoln University. Canterbury A were the losing finalists. Ken McClure (76) and Matt Hay (64) provided strong performances.

We played three 3 Day fixtures against Otago A (Oamaru), Wellington A (Scott's College) and Auckland A (Mainpower Oval). Tyler Lorton scored 76 vs. Auckland A and Theo van Woerkom took 5/58 in the same match. Michael Davidson (83), David Wakefield (84) and Nicholas Lidstone (86) were top performers vs. Wellington A. Trev Garrett bowled beautifully against Otago A taking a well-deserved 5/86.

My thanks to the players for putting in the hard work through the season in what was a challenging time.

A total of 24 players, both contracted and non-contracted and three Canterbury Under 19 players were used across the season. Congratulations to Jackson Latham who has graduated from the A Programme by receiving his first professional contract for the 2019/20 season.

WOMEN'S UNDER 21 TOURNAMENT REPORT

The 2018/19 Canterbury Under 21 Women's Team finished the National Tournament 4th equal with Northern Districts. The team struggled with the bat in the One Day Competition but won a low scoring game against Wellington. The only other win for this side was in a rain reduced T20 chase against Otago on the last day. The side was well led by Emma Kench who grew into her captaincy role as the week progressed.

During the tournament Jodie Dean scored 101 runs, at an average of 25.25. Emma Kench posted our highest score for the week with 41 against Central Districts. Gabby Sullivan (8) was the top wicket taker with Jess Simmons (7) just behind her. In her first National Tournament Eliza McIntosh was the stand out in the field with 6 catches. Jodie Dean was named in the Tournament Team at the conclusion of the Tournament. Thank you to Nicki Turner who managed the team for the week.

JUNIOR MAGICIANS AND FUTURE MAGICIANS SQUADS

Training squads were held for the Junior Magicians and Future Magicians again over winter and comprised of skill development, mental skills training and fitness. Due to a lack of training facilities, spaces were limited and the Future Magicians Squad trained alongside the Magicians Winter Training Squad.

It is pleasing to see the growth and development of the players in these squads and the future of cricket in Canterbury is bright. Thank you to the coaches involved with these squads; Frances Mackay, Nicki Turner, Maria Lankeshwar, Ilia Lindsay and Rachel Candy.

MEN'S UNDER 19 TOURNAMENT REPORT

The results of the tournament didn't do justice to how competitive the boys were, highlighted by three very close defeats. With a bit of luck we could have come out on the right side of those games and the tournament could have looked a lot different.

The team was led well by Ben Hartland who was also the pick of the batsman scoring 214 runs at 43.8. Mitchell Hay was outstanding with the gloves. This was highlighted by Mitch taking three excellent one-handed driving catches through the tournament.

Our young off spinner Matt Munro was very dangerous with ball in hand bowling superbly, especially in power plays and at the death. He was rewarded with his efforts, being named Canterbury's bowler of the tournament.

Overall this was a challenging tournament, but we are very confident in the talent in this group and excited to see them progress into senior cricket and hopefully on to representing Canterbury one day.

Bowler of the Tournament – Matt Munro

Batsman of the Tournament – Ben Hartland

MEN'S UNDER 17 TOURNAMENT REPORT

The overall standard of the tournament was very high so the Canterbury boys needed to be on their game for long periods of time to wear strong opposition down to consistently win games. This will be one of the big learnings the team will take away but they were very competitive and in most games put themselves in winning positions.

The team was well led by Josh McCarthy who also impressed with the bat.

Some outstanding performances throughout the tournament highlighted by Jesse Frew's 101 off 72 vs Otago at the top of the order and Archie Redfern's 75 against Central Districts showed a lot of grit. Angus Sidey announced himself as an exciting bowling prospect with good pace and bounce.

With this tournament under their belt I'm sure members of this team will continue to develop into talented cricketers in future years.

Bowler of the Tournament – Ollie Curtis

Batsman of the Tournament – Jesse Frew

TRI-SERIES

The fourth year of the U17 tri-series includes players selected from the Under 15 and Under 17 regional tournaments excluding those who were selected in the Canterbury Under 17 National team. The aim of this tournament is to provide cricket for a wider group of players at this key developmental stage. The Two Day format produced some exciting cricket and tense situations. The tournament is held in late January and offers playing opportunities for up and coming players before they start back at Secondary School. It also allows players to apply learnings from the Regional tournaments played in December. The matches were played at Burnside Park in hot conditions. Our thanks go to some of the Lincoln University cricket scholarship recipients who provided coaching duties with a focus on tactical awareness.

NZC COMMUNITY TOURNAMENTS

Congratulations to the following teams who progressed through a series of knockout rounds and won their respective regional finals to advance to the national finals:

- National Primary School Cup – Breens Intermediate (National placing 3rd)
- National Primary School Shield – Heaton Intermediate (National placing 2nd)
- Junior Secondary School Boys – Christchurch Boys High School (National placing 3rd on net run rate)
- Gillette Venus Cup – Christchurch Girls High School (National placing 2nd on net run rate)
- Gillette Cup – Christchurch Boys High School (National placing 2nd)

CRICKET PERFORMANCE STAFF

Brendon Donkers	Canterbury Men's Head Coach
Dion Ebrahim	Canterbury Men's Assistant & 'A' team Coach
Andrew Reid	Coach & Talent Development Manager
Neil Tyndall	Men's Strength & Conditioning Coach
Amos Johnson	Physiotherapist
Emma Stewart	Physiotherapist
Dayle Hadlee	Contracted Specialist Bowling Coach
John Quinn	Acting High Performance Manager
John Quinn, Bevan Lawson & Ilia Lindsay	Contracted Mental Skills coaches
Ben Rapson	Magicians Head Coach
Rowan Milburn	Magicians Assistant Coach/Manager
Louise Thayer	Magicians Physiotherapist
Hayden Hall	Magicians Strength & Conditioning Coach
Rachel Candy	Female Development & Pathway Manager





2018/19 Canterbury Men

Canterbury Representative Award Winners

Batsman of the Year: *Stephen Murdoch*

Bowler of the Year: *Kyle Jamieson*

Players' Player: *Cole McConchie*

Player of the Year: *Cole McConchie*

1ST ROW: Chad Bowes, Jack Boyle, Leo Carter, Blake Coburn, Andrew Ellis, Cam Fletcher

2ND ROW: Andrew Hazeldine, Kyle Jamieson, Ken McClure, Cole McConchie, Stephen Murdoch, Edward Nuttall

3RD ROW: Fraser Sheat, Henry Shipley, Theo Van Woerkom, Will Williams, Henry Nicholls, Matt Henry

4TH ROW: Tom Latham, Todd Astle, Michael Davidson, Jeremy Benton, Tyler Lortan, Jeff Case

5TH ROW: Tom MacRury, Brendon Donkers (Head Coach), Dion Ebrahim (Assistant Coach) Neil Tyndall (Strength and Conditioning Lead) Amos Johnson (Physiotherapist)

FORD TROPHY SCORECARDS



CANTERBURY V WELLINGTON FIREBIRDS

At Basin Reserve, Wellington on 24 October, 2018

RESULT: Wellington Firebirds won by 7 wickets



CANTERBURY			WELLINGTON FIREBIRDS		
CJ Bowes	c LR Johns b HK Bennett	14(16)	AT Fletcher	not out	132(155)
SJ Murdoch	c LR Johns b OR Newton	7(14)	MJ Nofal	c CE McConchie b AM Ellis	50(52)
HM Nicholls	lbw b PF Younghusband	62(72)	DP Conway	c HB Shipley b MJ Henry	58(49)
† TWM Latham	c LR Johns b HK Bennett	4(9)	MG Bracewell	lbw b TF van Woerkom	10(6)
* CE McConchie	c LR Johns b HK Bennett	90(90)	JDS Neesham	not out	29(21)
AM Ellis	b PF Younghusband	2(5)	JJNP Bhula		
CD Fletcher	c AT Fletcher b BV Sears	33(35)	PF Younghusband		
HB Shipley	c LR Johns b OR Newton	28(24)	† LR Johns		
MJ Henry	c LR Johns b JDS Neesham	23(12)	OR Newton		
WSA Williams	not out	13(14)	BV Sears		
TF van Woerkom	c LR Johns b OR Newton	0(1)	* HK Bennett		
EXTRAS	3lb, 7w	10	EXTRAS	4lb, 5w	9
TOTAL	All out in 48.4 overs	286	TOTAL	For 3 wickets in 47.1 overs	288

FALL OF WICKETS:

22, 24, 33, 158, 162, 219, 226, 251, 286, 286

FALL OF WICKETS:

120, 233, 245

WELLINGTON FIREBIRDS	O	M	R	W	CANTERBURY	O	M	R	W
HK Bennett	9	0	63	3	MJ Henry	10	1	57	1
OR Newton	9.4	0	37	3	WSA Williams	9.1	1	50	0
BV Sears	10	0	56	1	HB Shipley	7	0	58	0
JDS Neesham	10	0	72	1	AM Ellis	7	0	43	1
PF Younghusband	10	0	55	2	TF van Woerkom	10	0	59	1
					CE McConchie	4	0	17	0



CANTERBURY V CENTRAL STAGS

At Pukekura Park, New Plymouth on 28 October, 2018

RESULT: Canterbury won by 5 wickets



CENTRAL STAGS			CANTERBURY		
GR Hay	c TWM Latham b CE McConchie	29(50)	SJ Murdoch	c WC Ludick b DAJ Bracewell	17(8)
BS Smith	c TWM Latham b WSA Williams	9(28)	CJ Bowes	c BS Smith b CK Leopard	38(53)
K Noema-Barnett	b WSA Williams	15(28)	HM Nicholls	c MJ Ave b DAJ Bracewell	0(4)
WC Ludick	c TWM Latham b HB Shipley	0(7)	† TWM Latham	not out	73(84)
JA Clarkson	c MJ Henry b TF van Woerkom	12(25)	* CE McConchie	c JA Clarkson b FJM Murray	11(25)
* DAJ Bracewell	lbw b AM Ellis	8(8)	AM Ellis	c sub (NA Patel) b RJ McCone	1(12)
CK Leopard	st TWM Latham b TF van Woerkom	29(32)	CD Fletcher	not out	19(28)
† MJ Ave	b WSA Williams	21(37)	HB Shipley		
BJ Small	b WSA Williams	3(11)	MJ Henry		
RJ McCone	not out	11(9)	WSA Williams		
FJM Murray	c and b MJ Henry	12(27)	TF van Woerkom		
EXTRAS	2lb, 12w	14	EXTRAS	5lb, 2w	7
TOTAL	All out in 43.4 overs	163	TOTAL	For 5 wickets in 35.4 overs	166

FALL OF WICKETS:

25, 52, 76, 76, 87, 136, 136, 136, 139, 163

FALL OF WICKETS:

22, 26, 86, 110, 116

CANTERBURY	O	M	R	W	CENTRAL STAGS	O	M	R	W
MJ Henry	9.4	2	22	1	DAJ Bracewell	9	0	25	2
WSA Williams	10	3	34	4	RJ McCone	8	0	37	1
AM Ellis	7	2	24	1	WC Ludick	4	0	26	0
HB Shipley	7	0	47	1	BJ Small	5	1	29	0
TF van Woerkom	9	0	31	2	CK Leopard	5.4	1	24	1
CE McConchie	1	0	3	1	FJM Murray	4	0	20	1



CANTERBURY V AUCKLAND ACES

At Hagley Oval, Christchurch on 31 October, 2018

RESULT: Canterbury won by 6 runs



CANTERBURY

HM Nicholls	c DK Ferns b SM Solia	89(111)
CJ Bowes	b JA Brown	32(43)
SJ Murdoch	lbw b JA Brown	22(38)
† TWM Latham	c BJ Horne b WER Somerville	2(13)
* CE McConchie	b MJ Barry	74(68)
AM Ellis	c BJ Horne b MJ Barry	3(5)
CD Fletcher	c WER Somerville b SM Solia	2(3)
HB Shipley	c C Cachopa b MJ Barry	2(4)
ATE Hazeldine	c WER Somerville b SM Solia	2(7)
WSA Williams	c BJ Horne b SM Solia	1(3)
TF van Woerkom	not out	1(3)
EXTRAS	4b, 3lb, 1nb, 5w	13
TOTAL	All out in 49.3 overs	243

FALL OF WICKETS:

63, 99, 106, 204, 211, 222, 227, 233, 241, 243

AUCKLAND ACES

SM Solia	run out (HM Nicholls)	39(66)
FH Allen	b CE McConchie	37(58)
MJ Barry	c TF van Woerkom b CE McConchie	6(16)
* C Cachopa	c HM Nicholls b CE McConchie	14(12)
RR O'Donnell	c SJ Murdoch b WSA Williams	48(70)
GK Beghin	c TWM Latham b TF van Woerkom	5(5)
† BJ Horne	c SJ Murdoch b WSA Williams	56(58)
WER Somerville	run out (WSA Williams)	3(4)
MJ McClenaghan	not out	4(6)
DK Ferns	c TWM Latham b HB Shipley	11(5)
JA Brown	not out	0(0)
EXTRAS	2lb, 7w, 5 pen	14
TOTAL	For 9 wickets in 50 overs	237

FALL OF WICKETS:

73, 93, 94, 115, 122, 203, 213, 225, 236

AUCKLAND ACES	O	M	R	W	CANTERBURY	O	M	R	W
MJ McClenaghan	10	0	59	0	HB Shipley	9	0	50	1
DK Ferns	6	0	30	0	WSA Williams	10	1	46	2
SM Solia	9.3	0	38	4	TF van Woerkom	10	0	44	1
JA Brown	9	1	25	2	AM Ellis	8	0	24	0
WER Somerville	10	0	45	1	ATE Hazeldine	5	0	25	0
RR O'Donnell	2	0	14	0	CE McConchie	8	0	41	3
MJ Barry	3	0	25	3					



CANTERBURY V AUCKLAND ACES

At Eden Park Outer Oval, Auckland on 4 November, 2018

RESULT: Auckland won by 3 runs



AUCKLAND ACES

SM Solia	lbw b CE McConchie	17(28)
FH Allen	b WSA Williams	0(2)
MJ Barry	b AM Ellis	42(58)
* C Cachopa	c CE McConchie b HB Shipley	106(122)
WT O'Donnell	b WSA Williams	48(66)
GK Beghin	not out	32(18)
† BJ Horne	not out	9(7)
WER Somerville		
MJ McClenaghan		
DK Ferns		
JA Brown		
EXTRAS	8lb, 1nb, 7w	16
TOTAL	For 5 wickets in 50 overs	270

FALL OF WICKETS:

0, 40, 87, 217, 241

CANTERBURY

CJ Bowes	c DK Ferns b JA Brown	96(109)
SJ Murdoch	c MJ Barry b DK Ferns	0(8)
KJ McClure	retired hurt	2(7)
* CE McConchie	c MJ Barry b DK Ferns	1(11)
LJ Carter	c SM Solia b DK Ferns	3(15)
AM Ellis	lbw b SM Solia	28(42)
† CD Fletcher	c MJ McClenaghan b DK Ferns	63(58)
HB Shipley	not out	51(38)
ATE Hazeldine	c C Cachopa b MJ McClenaghan	11(8)
WSA Williams	not out	3(4)
TF van Woerkom		
EXTRAS	1b, 8w	9
TOTAL	For 7 wickets in 50 overs	267

FALL OF WICKETS:

7, 26, 32, 105, 178, 207, 233

CANTERBURY	O	M	R	W	AUCKLAND ACES	O	M	R	W
HB Shipley	10	1	60	1	DK Ferns	10	3	35	4
WSA Williams	10	1	56	2	MJ McClenaghan	9	1	39	1
CE McConchie	3	0	9	1	JA Brown	10	0	36	1
AM Ellis	10	1	47	1	WER Somerville	10	0	65	0
ATE Hazeldine	7	0	42	0	SM Solia	5	0	34	1
TF van Woerkom	10	0	48	0	MJ Barry	6	0	57	0



CANTERBURY V OTAGO VOLTS

At University Oval, Dunedin on 7 November, 2018

RESULT: Otago won by 62 runs



OTAGO VOLTS

HD Rutherford	c WSA Williams b HB Shipley	154(141)
† M Renwick	b BP Coburn	41(58)
NT Broom	c SJ Murdoch b CE McConchie	11(19)
S Hicks	b CE McConchie	0(1)
AK Kitchen	c SJ Murdoch b HB Shipley	53(47)
JL Finnie	c WSA Williams b TF van Woerkom	2(4)
MJG Rippon	c TF van Woerkom b HB Shipley	7(10)
NG Smith	c WSA Williams b HB Shipley	6(9)
C Viljoen	not out	12(7)
* JA Duffy	not out	5(4)
MB Bacon		
EXTRAS	9lb, 9w	18
TOTAL	For 8 wickets in 50 overs	309

FALL OF WICKETS:

86, 137, 138, 249, 258, 279, 280, 291

CANTERBURY

CJ Bowes	c NT Broom b NG Smith	27(29)
JCT Boyle	st M Renwick b MJG Rippon	71(98)
SJ Murdoch	run out (MJG Rippon)	12(25)
* CE McConchie	c NG Smith b C Viljoen	15(16)
LJ Carter	st M Renwick b MJG Rippon	3(8)
AM Ellis	c M Renwick b C Viljoen	30(37)
† CD Fletcher	c S Hicks b MB Bacon	17(25)
HB Shipley	not out	46(38)
WSA Williams	c M Renwick b MB Bacon	3(5)
BP Coburn	c MJG Rippon b JA Duffy	8(3)
TF van Woerkom	lbw b MB Bacon	0(2)
EXTRAS	5b, 3lb, 7w	15
TOTAL	All out in 47.4 overs	247

FALL OF WICKETS:

45, 72, 93, 101, 164, 178, 219, 230, 239, 247

CANTERBURY	O	M	R	W	OTAGO VOLTS	O	M	R	W
CE McConchie	10	1	35	2	JA Duffy	9	0	43	1
WSA Williams	5	0	26	0	NG Smith	9	0	49	1
HB Shipley	10	0	60	4	AK Kitchen	5	0	27	0
AM Ellis	10	0	68	0	MB Bacon	8.4	0	47	3
TF van Woerkom	10	0	60	1	C Viljoen	6	0	34	2
BP Coburn	5	0	51	1	MJG Rippon	10	0	39	2



CANTERBURY V NORTHERN DISTRICTS

At Seddon Park, Hamilton on 10 November, 2018

RESULT: Northern Districts won by 3 wickets



NORTHERN DISTRICTS CRICKET

CANTERBURY

CJ Bowes	c BR Hampton b BG Randell	64(87)
JCT Boyle	c NF Kelly b BR Hampton	66(91)
SJ Murdoch	c HR Cooper b AP Devcich	56(72)
JS Case	b AP Devcich	21(25)
* CE McConchie	c JF Carter b DJ Mitchell	2(6)
LJ Carter	not out	17(10)
† CD Fletcher	c NF Kelly b AP Devcich	4(4)
HB Shipley	c BG Randell b DJ Mitchell	0(1)
ATE Hazeldine	not out	7(7)
WSA Williams		
TF van Woerkom		
EXTRAS	2lb, 3nb, 9w	14
TOTAL	For 7 wickets in 50 overs	251

FALL OF WICKETS:

109, 156, 220, 221, 225, 230, 236

NORTHERN DISTRICTS

HR Cooper	b HB Shipley	5(17)
* DG Brownlie	b WSA Williams	14(25)
NF Kelly	c WSA Williams b TF van Woerkom	63(78)
AP Devcich	run out (CJ Bowes)	20(4)
DJ Mitchell	c WSA Williams b CE McConchie	24(42)
JF Carter	not out	45(62)
BR Hampton	c JS Case b ATE Hazeldine	37(31)
† PD Bocock	b ATE Hazeldine	28(13)
JG Walker	not out	9(19)
BG Randell		
ZN Gibson		
EXTRAS	3lb, 6w	9
TOTAL	For 7 wickets in 48.3 overs	254

FALL OF WICKETS:

15, 25, 46, 111, 135, 203, 231

NORTHERN DISTRICTS	O	M	R	W	CANTERBURY	O	M	R	W
BG Randell	8	1	37	1	HB Shipley	10	0	34	1
ZN Gibson	8	1	30	0	WSA Williams	9	2	47	1
BR Hampton	6	0	23	1	CE McConchie	9	0	52	1
DJ Mitchell	9	0	59	2	ATE Hazeldine	10	0	68	2
JG Walker	9	0	45	0	TF van Woerkom	10	0	42	1
AP Devcich	10	0	55	3	JS Case	0.3	0	8	0



CANTERBURY V NORTHERN DISTRICTS

At Hagley Oval, Christchurch on 14 November, 2018

RESULT: Northern Districts won by 4 wickets



NORTHERN
DISTRICTS
CRICKET

CANTERBURY			NORTHERN DISTRICTS		
CJ Bowes	c NF Kelly b JG Walker	34(46)	* DG Brownlie	b ATE Hazeldine	73(83)
JCT Boyle	c B Popli b BG Randell	126(146)	B Popli	c JCT Boyle b BP Coburn	14(29)
SJ Murdoch	c NF Kelly b BG Randell	112(93)	NF Kelly	c HB Shipley b AM Ellis	36(37)
* CE McConchie	c NF Kelly b AP Devcich	4(7)	AP Devcich	c HB Shipley b BP Coburn	40(37)
LJ Carter	not out	16(8)	DJ Mitchell	c ATE Hazeldine b CE McConchie	6(8)
† CD Fletcher	not out	1(1)	JF Carter	not out	65(51)
AM Ellis			BR Hampton	c CD Fletcher b AM Ellis	13(16)
HB Shipley			† PD Boccock	not out	57(30)
ATE Hazeldine			JG Walker		
WSA Williams			BG Randell		
BP Coburn			ZN Gibson		
EXTRAS	6lb, 1nb, 7w	14	EXTRAS	2lb, 1nb, 4w	7
TOTAL	For 4 wickets in 50 overs	307	TOTAL	For 6 wickets in 48.2 overs	311

FALL OF WICKETS:

59, 259, 277, 295

FALL OF WICKETS:

48, 115, 155, 168, 176, 204

NORTHERN DISTRICTS	O	M	R	W	CANTERBURY	O	M	R	W
ZN Gibson	10	0	51	0	HB Shipley	10	0	58	0
BG Randell	9	0	63	2	WSA Williams	7.2	0	43	0
DJ Mitchell	10	0	53	0	ATE Hazeldine	6	0	40	1
JG Walker	8	0	49	1	BP Coburn	9	0	55	2
AP Devcich	10	0	69	1	AM Ellis	8	0	65	2
BR Hampton	3	0	16	0	CE McConchie	8	0	48	1



CANTERBURY V WELLINGTON FIREBIRDS

At Hagley Oval, Christchurch on 16 November, 2018

RESULT: Wellington Firebirds won by 23 runs



WELLINGTON FIREBIRDS			CANTERBURY		
AT Fletcher	lbw b CE McConchie	76(104)	CJ Bowes	b HK Bennett	5(7)
MA Pollard	b WSA Williams	31(45)	JCT Boyle	b OR Newton	12(13)
DP Conway	b CE McConchie	26(28)	SJ Murdoch	lbw b OR Newton	83(98)
MG Bracewell	run out (WSA Williams)	0(0)	* CE McConchie	c JDS Neesham b BV Sears	7(24)
JDS Neesham	b CE McConchie	16(19)	LJ Carter	b BV Sears	32(49)
MJ Nofal	not out	51(57)	AM Ellis	b BV Sears	7(11)
PF Younghusband	c WSA Williams b HB Shipley	29(42)	† CD Fletcher	lbw b JDS Neesham	42(58)
† LR Johns	c BP Coburn b AM Ellis	5(3)	HB Shipley	b HK Bennett	16(15)
OR Newton	not out	2(2)	ATE Hazeldine	c PF Younghusband b HK Bennett	16(16)
BV Sears			WSA Williams	b JDS Neesham	0(1)
* HK Bennett			BP Coburn	not out	1(1)
EXTRAS	5b, 5lb, 10w	20	EXTRAS	3lb, 1nb, 8w	12
TOTAL	For 7 wickets in 50 overs	256	TOTAL	All out in 48.4 overs	233

FALL OF WICKETS:

82, 134, 134, 149, 165, 239, 247

FALL OF WICKETS:

5, 32, 58, 125, 140, 176, 205, 228, 232, 233

CANTERBURY	O	M	R	W	WELLINGTON FIREBIRDS	O	M	R	W
HB Shipley	8	0	53	1	OR Newton	9	0	45	2
ATE Hazeldine	8	0	35	0	HK Bennett	9	1	36	3
WSA Williams	9	0	38	1	MJ Nofal	8	0	32	0
AM Ellis	5	0	31	1	BV Sears	9	0	42	3
BP Coburn	10	0	61	0	JDS Neesham	7.4	0	40	2
CE McConchie	10	1	28	3	PF Younghusband	6	0	35	0



CANTERBURY V OTAGO VOLTS

At Hagley Oval, Christchurch on 18 November, 2018

RESULT: Otago Volts won by 4 wickets



CANTERBURY

CJ Bowes	c BNJ Lockrose b MJG Rippon	104(117)
JCT Boyle	lbw b JA Duffy	2(10)
SJ Murdoch	c MB Bacon b BNJ Lockrose	31(45)
* CE McConchie	c JA Duffy b MJG Rippon	42(55)
LJ Carter	c NG Smith b JA Duffy	10(12)
JS Case	c NG Smith b JA Duffy	4(7)
† CD Fletcher	not out	47(37)
ATE Hazeldine	c M Renwick b JA Duffy	6(5)
WSA Williams	b JA Duffy	1(2)
BP Coburn	c MJG Rippon b JA Duffy	6(10)
FW Sheat	run out (M Renwick)	2(3)
EXTRAS	3b, 3lb, 3nb, 6w	15
TOTAL	All out in 50 overs	270

OTAGO VOLTS

BS Wilson	c JS Case b WSA Williams	126(140)
† M Renwick	lbw b CE McConchie	41(35)
NT Broom	c CD Fletcher b FW Sheat	26(46)
NG Smith	b BP Coburn	1(5)
AK Kitchen	c ATE Hazeldine b BP Coburn	20(37)
MJG Rippon	c WSA Williams b ATE Hazeldine	37(30)
JL Finnie	not out	4(5)
C Viljoen	not out	1(1)
* JA Duffy		
MB Bacon		
BNJ Lockrose		
EXTRAS	2b, 1lb, 1nb, 11w	15
TOTAL	For 6 wickets in 49.4 overs	271

FALL OF WICKETS:

15, 78, 156, 170, 190, 221, 230, 232, 248, 270

FALL OF WICKETS:

71, 128, 131, 188, 245, 269

OTAGO VOLTS	O	M	R	W	CANTERBURY	O	M	R	W
JA Duffy	10	1	35	6	ATE Hazeldine	9.4	1	69	1
NG Smith	10	2	50	0	FW Sheat	10	0	45	1
MB Bacon	4	0	36	0	WSA Williams	10	0	69	1
BNJ Lockrose	6	0	34	1	CE McConchie	10	0	38	1
MJG Rippon	10	0	56	2	BP Coburn	10	0	47	2
C Viljoen	3	0	18	0					
AK Kitchen	7	0	35	0					



CANTERBURY V CENTRAL STAGS

At Pukekura Park, New Plymouth on 24 November, 2018

RESULT: Match abandoned



FORD TROPHY AVERAGES 2018/19

FORD TROPHY COMPETITION AVERAGES

NAME	M	Inns	NO	HS	Runs	Balls	Ave	S/R	100	50	Ct	St	Overs	Balls	Mdms	Runs	Wkts	Ave	Best	R/O	S/R
CJ Bowes	9	9	0	104	413	507	45.89	81.46	1	2											
JCT Boyle	5	5	0	126	277	358	55.40	77.37	1	2	1										
LJ Carter	6	6	2	32	81	102	20.25	79.41													
JS Case	2	2	0	21	25	32	12.50	78.13			2		0.3	3		8	0			16.00	
BP Coburn	5	3	1	8	15	14	7.50	107.14			1		34	204	0	214	5	42.80	2/47	6.29	40.80
AM Ellis	7	6	0	30	71	112	11.83	63.39					55	330	3	302	6	50.33	2/65	5.49	55.00
CD Fletcher	9	9	3	63	228	249	38.00	91.57		1	2										
ATE Hazeldine	6	5	1	16	42	43	10.50	97.67			2		45.4	274	1	279	4	68.50	2/68	6.15	68.50
MJ Henry	2	1	0	23	23	12	23.00	191.67			2		19.4	118	3	79	2	39.50	1/22	4.07	59.00
TWM Latham	3	3	1	73*	79	106	39.50	74.53		1	5k	1									
KJ McClure	1	1	1	2*	2	7		28.57													
CE McConchie	9	9	0	90	246	302	27.33	81.46		2	2		63	378	2	271	13	20.85	3/28	4.30	29.08
SJ Murdoch	9	9	0	112	340	403	37.78	84.37	1	2	4										
HM Nichols	3	3	0	89	151	187	50.33	80.75		2	1										
FW Sheat	1	1	0	2	2	3	2.00	6.66					10	60	0	45	1	45.00	1/45	4.50	60.00
HJ Shipley	8	6	2	51*	143	120	35.75	119.17		1	3		71	426	1	420	9	46.67	4/60	5.92	47.33
TF Van Woerkom	6	3	1	1*	1	6	0.50	16.66			2		59	354	0	284	6	47.33	2/31	4.81	
WSA Williams	9	6	2	13*	21	29	5.25	72.41			7		79.3	477	8	409	11	37.18	4/34	5.16	43.36

CANTERBURY ONE DAY CAREER AVERAGES

NAME	M	Inns	NO	HS	Runs	Balls	Ave	S/R	100	50	Ct	St	Overs	Balls	Mdms	Runs	Wkts	Ave	Best	R/O	S/R
CJ Bowes	25	25	2	112*	821	997	35.65	82.25	2	4	11										
JCT Boyle	11	11	0	126	477	657	43.36	72.60	1	3	3										
LJ Carter	20	15	2	32	146	239	11.23	61.09			4										
JS Case	2	2	0	21	25	32	12.50	78.13			2		0.3	3		8	0			16.00	
BP Coburn	5	3	1	8	15	14	7.50	107.14			1		34	204	0	214	5	42.80	2/47	6.29	40.80
AM Ellis	98	79	17	101	2100	2170	33.87	96.77	1	11	30		658	3950	40	3441	115	29.92	5/17	5.23	34.35
CD Fletcher	36	29	8	63	595	751	28.33	79.23		2	6/23k	6	9								
ATE Hazeldine	6	5	1	16	42	43	10.50	97.67			2		45.4	274	1	279	4	68.50	2/68	6.15	68.50
MJ Henry	36	26	7	37*	263	240	13.84	109.58			16		286.5	1721	29	1458	60	24.30	6/45	5.09	28.68
TWM Latham	41	38	4	130	1434	1669	42.18	85.92	2	8	16/29k	5									
KJ McClure	5	3	2	34*	37	61	37.00	60.66			3										
CE McConchie	39	30	4	90	638	742	24.54	85.98		3	11		154	924	2	862	25	34.48	3/28	5.60	36.96
SJ Murdoch	9	9	0	112	340	403	37.78	84.37	1	2	4										
HM Nichols	48	43	2	178	1854	2106	45.22	88.03	3	14	20/3k										
FW Sheat	3	3	2	35*	43	40	43.00	107.50			1		18	108	0	105	1	45.00		5.83	108.00
HJ Shipley	14	9	2	51*	175	162	25.00	108.02		1	4		105	630	2	609	12	50.75	3/37	5.80	52.50
TF Van Woerkom	6	3	1	1*	1	6	0.50				2		59	354	0	284	6	47.33	2/31	4.81	59.00
WSA Williams	17	10	4	19*	62	82	10.33	75.61			8		117.3	705	9	596	16	37.25	4/34	5.08	44.06

PLUNKET SHIELD SCORECARDS



CANTERBURY V CENTRAL DISTRICTS

At Saxton Oval, Nelson on 10-13 October, 2018

Result: Central Districts won by 145 runs



CENTRAL DISTRICTS

* GR Hay	c CD Fletcher b ATE Hazeldine	3
BS Smith	c CD Fletcher b MJ Henry	0
BD Schmulian	c CD Fletcher b WSA Williams	17
LRPL Taylor	b MJ Henry	75
† D Cleaver	b WSA Williams	56
DAJ Bracewell	lbw b MJ Henry	0
WC Ludick	not out	116
CK Leopard	lbw b MJ Henry	52
RJ McCone	not out	20
SHA Rance		
FJM Murray		
EXTRAS	5lb, 1nb, 7w	13
TOTAL	For 7 dec. in 102.3 overs	352 Innings forfeited

CANTERBURY

CJ Bowes	c RJ McCone b FJM Murray	29
TWM Latham	c BS Smith b DAJ Bracewell	6
SJ Murdoch	b DAJ Bracewell	0
HM Nicholls	c RJ McCone b FJM Murray	43
KJ McClure	c RJ McCone b SHA Rance	22
* CE McConchie	c D Cleaver b SHA Rance	16
† CD Fletcher	b SHA Rance	0
MJ Henry	c LRPL Taylor b SHA Rance	10
TF van Woerkom	lbw b SHA Rance	0
WSA Williams	not out	28
ATE Hazeldine	b RJ McCone	41
EXTRAS	0 7lb, 2nb, 3w	12
TOTAL	0 All out in 88 overs	207

FALL OF WICKETS:

1st Innings: 1, 3, 72, 127, 127, 175, 257

2nd Innings:

FALL OF WICKETS:

1st Innings:

2nd Innings: 12, 12, 61, 95, 103, 103, 130, 130, 131, 207

CANTERBURY	O	M	R	W	O	M	R	W	CENTRAL DISTRICTS	O	M	R	W	O	M	R	W
MJ Henry	29.3	4	115	4					DAJ Bracewell					23	8	43	2
ATE Hazeldine	23	0	122	1					SHA Rance					20	4	53	5
WSA Williams	24	8	58	2					RJ McCone					16	2	50	1
TF van Woerkom	22	6	52	0					WC Ludick					10	1	23	0
CE McConchie	4	4	0	0					FJM Murray					12	3	23	2
									CK Leopard					4	1	4	0
									BD Schmulian					3	1	4	0



CANTERBURY V NORTHERN DISTRICTS

At Hagley Oval, Christchurch on 17-20 October, 2018

Result: Match drawn



NORTHERN DISTRICTS CRICKET

NORTHERN DISTRICTS

* DR Flynn	b FW Sheat	6	c TWM Latham b FW Sheat	26
HR Cooper	c CD Fletcher b FW Sheat	6	c SJ Murdoch b CE McConchie	58
DG Brownlie	c TWM Latham b ATE Hazeldine	77	c FW Sheat b ATE Hazeldine	30
DJ Mitchell	c CD Fletcher b ATE Hazeldine	48	c ATE Hazeldine b CE McConchie	28
B Popli	c JCT Boyle b WSA Williams	31	c WSA Williams b MJ Henry	36
C de Grandhomme	c MJ Henry b WSA Williams	115	not out	35
† PD Boccock	c TWM Latham b MJ Henry	10	c SJ Murdoch b MJ Henry	6
IS Sodhi	c TWM Latham b CE McConchie	50	not out	10
N Wagner	c TWM Latham b MJ Henry	10		
JD Baker	c WSA Williams b CE McConchie	17		
ZN Gibson	not out	0		
EXTRAS	3lb, 2nb, 3w	8	1b, 2lb, 2w	5
TOTAL	All out in 114.3 overs	378	For 6 dec. in 42.1 overs	234

CANTERBURY

TWM Latham	c PD Boccock b JD Baker	18	c PD Boccock b N Wagner	2
JCT Boyle	c ZN Gibson b JD Baker	3	c DJ Mitchell b IS Sodhi	108
SJ Murdoch	c C de Grandhomme b ZN Gibson	59	c and b C de Grandhomme	18
HM Nicholls	c DG Brownlie b C de Grandhomme	41	c DG Brownlie b JD Baker	54
KJ McClure	c PD Boccock b C de Grandhomme	0	retired hurt	14
* CE McConchie	c DG Brownlie b IS Sodhi	33	c HR Cooper b IS Sodhi	2
† CD Fletcher	c B Popli b N Wagner	19	c DG Brownlie b N Wagner	0
MJ Henry	c DG Brownlie b IS Sodhi	40	c PD Boccock b N Wagner	5
WSA Williams	c DR Flynn b N Wagner	1	lbw b IS Sodhi	0
ATE Hazeldine	c DG Brownlie b IS Sodhi	4	c PD Boccock b N Wagner	0
FW Sheat	not out	0	not out	2
TF van Woerkom	not out	0	not out	8
EXTRAS	9b, 1nb	10	5lb, 3nb	8
TOTAL	All out in 88.1 overs	228	For 9 in 96 overs	221

FALL OF WICKETS:

1st Innings: 12, 19, 124, 168, 197, 227, 346, 352, 378, 378

2nd Innings: 46, 113, 133, 165, 193, 222

FALL OF WICKETS:

1st Innings: 24, 25, 94, 96, 141, 167, 217, 224, 228, 228

2nd Innings: 8, 38, 179, 193, 199, 211, 211, 211, 215

CANTERBURY	O	M	R	W	O	M	R	W	NORTHERN DISTRICTS	O	M	R	W	O	M	R	W
MJ Henry	30	8	78	2	13.1	2	64	2	N Wagner	26.1	6	68	2	21	5	50	3
FW Sheat	26	6	98	2	5	1	24	1	JD Baker	15	7	32	2	10	4	18	1
ATE Hazeldine	22	1	98	2	8	0	45	1	C de Grandhomme	13	4	30	2	13	6	23	1
WSA Williams	25	4	60	2	5	1	24	0	ZN Gibson	7	1	34	1	5	0	18	0
CE McConchie	11.3	0	41	2	11	0	74	2	IS Sodhi	23	4	48	3	38	11	82	4
									DJ Mitchell	4	2	7	0	4	1	8	0
									B Popli					2	0	16	0
									HR Cooper					3	2	1	0



CANTERBURY V AUCKLAND ACES

At Eden Park Outer Oval, Auckland on 6-9 December, 2018

Result: Auckland won by 4 wickets



CANTERBURY

* CJ Bowes	b SM Solia	21	b MB McEwan	4
JCT Boyle	lbw b JA Brown	16	lbw b MB McEwan	0
MSJ Davidson	c BJ Horne b SM Solia	10	lbw b BG Lister	22
JS Case	c GD Phillips b SM Solia	0	c RR O'Donnell b BG Lister	0
LJ Carter	c BJ Horne b BG Lister	35	c BG Lister b LJ Delpont	92
† CD Fletcher	lbw b MB McEwan	79	c MS Chapman b GD Phillips	15
HB Shipley	c RR O'Donnell b GD Phillips	18	c BJ Horne b JA Brown	0
KA Jamieson	lbw b JA Brown	15	c GD Phillips b SM Solia	51
TF van Woerkom	lbw b MB McEwan	6	c SM Solia b JA Brown	61
ATE Hazeldine	c MS Chapman b JA Brown	9	run out (GK Beghin-BJ Horne)	2
WSA Williams	not out	0	not out	15
EXTRAS	1b, 5lb, 1nb, 4w	11	12b, 5lb, 3w	20
TOTAL	All out in 90.2 overs	220	All out in 97 overs	282

AUCKLAND

SM Solia	c LJ Carter b ATE Hazeldine	51	b TF van Woerkom	14
GK Beghin	c CD Fletcher b KA Jamieson	1	c CD Fletcher b KA Jamieson	6
FH Allen	c CD Fletcher b KA Jamieson	0	not out	56
* RR O'Donnell	c CD Fletcher b WSA Williams	49	lbw b TF van Woerkom	23
MS Chapman	c CD Fletcher b ATE Hazeldine	37	b TF van Woerkom	89
GD Phillips	c HB Shipley b TF van Woerkom	24	lbw b WSA Williams	60
† BJ Horne	b TF van Woerkom	25	c LJ Carter b TF van Woerkom	1
MB McEwan	c and b TF van Woerkom	15	not out	0
LJ Delpont	c ATE Hazeldine b TF van Woerkom	25		
BG Lister	c CJ Bowes b HB Shipley	8		
JA Brown	not out	0		
EXTRAS	6nb, 5w	11	3nb, 5w	8
TOTAL	All out in 76.2 overs	246	For 6 in 70.4 overs	257

FALL OF WICKETS

1st Innings: 26, 44, 49, 141, 184, 205, 209, 218, 220

2nd Innings: 4, 9, 10, 81, 132, 132, 144, 229, 233, 282

FALL OF WICKETS

1st Innings: 15, 15, 95, 141, 145, 187, 200, 238, 238, 246

2nd Innings: 13, 39, 73, 127, 253, 255

AUCKLAND	O	M	R	W	O	M	R	W	CANTERBURY	O	M	R	W	O	M	R	W
BG Lister	21	9	37	1	18	6	45	2	KA Jamieson	14	2	31	2	16	5	45	1
MB McEwan	23.2	6	51	2	21	7	42	2	ATE Hazeldine	14	1	76	2	7.4	1	31	0
SM Solia	14	4	31	3	15	1	38	1	WSA Williams	14	8	28	1	17	5	30	1
JA Brown	13	1	55	3	12	2	38	2	HB Shipley	11.2	1	41	1	8	0	57	0
LJ Delpont	16	2	40	0	15	4	47	1	TF van Woerkom	23	7	70	4	22	5	94	4
GD Phillips	3	3	0	1	16	4	55	1									



CANTERBURY V OTAGO VOLTS

At University Oval, Dunedin on 14-17 December, 2018

Result: Canterbury won by 9 wickets



OTAGO

HD Rutherford	c LJ Carter b ATE Hazeldine	45	run out (CD Fletcher-KA Jamieson)	63
CT Hawkins	c CJ Bowes b KA Jamieson	25	c and b CE McConchie	76
JJ Tasman-Jones	c LJ Carter b ATE Hazeldine	25	b CE McConchie	15
S Hicks	c CD Fletcher b ATE Hazeldine	5	c MSJ Davidson b HB Shipley	21
† M Renwick	c CD Fletcher b KA Jamieson	31	lbw b KA Jamieson	23
JL Finnie	c LJ Carter b HB Shipley	5	c MSJ Davidson b KA Jamieson	1
NG Smith	c sub (FW Sheat) b KA Jamieson	5	b WSA Williams	11
AK Kitchen	c HB Shipley b ATE Hazeldine	38	b KA Jamieson	4
C Viljoen	c CD Fletcher b ATE Hazeldine	1	not out	16
* JA Duffy	c MSJ Davidson b KA Jamieson	13	c LJ Carter b WSA Williams	0
MB Bacon	not out	0	b WSA Williams	4
EXTRAS	4b, 3lb, 3nb, 3w	13	1b, 4lb, 3nb, 4w	12
TOTAL	All out in 61.4 overs	206	All out in 97 overs	246

CANTERBURY

MSJ Davidson	b NJ Smith	16	c MB Bacon b NG Smith	0
CJ Bowes	c M Renwick b C Viljoen	34	not out	7
KJ McClure	c CT Hawkins b MB Bacon	13	not out	6
* CE McConchie	lbw b C Viljoen	0		
LJ Carter	c JL Finnie b MB Bacon	78		
† CD Fletcher	c C Viljoen b MB Bacon	108		
HB Shipley	lbw b AK Kitchen	76		
KA Jamieson	c NG Smith b MB Bacon	67		
TF van Woerkom	b JA Duffy	9		
WSA Williams	lbw b JA Duffy	21		
ATE Hazeldine	not out	0		
EXTRAS	7b, 4lb, 1nb, 4w	16	1b, 1lb	2
TOTAL	All out in 130.1 overs	438	For 1 in 6 overs	15

FALL OF WICKETS

1st Innings: 51, 98, 105, 110, 131, 140, 147, 153, 204, 206

2nd Innings: 113, 151, 170, 195, 196, 211, 221, 225, 225, 246

FALL OF WICKETS:

1st Innings: 37, 55, 59, 67, 213, 334, 336, 383, 438, 438

2nd Innings: 2

CANTERBURY	O	M	R	W	O	M	R	W	OTAGO	O	M	R	W	O	M	R	W
KA Jamieson	17	7	39	4	20	7	38	3	JA Duffy	31	6	93	2	3	1	2	0
WSA Williams	11	1	43	0	20	3	60	3	NG Smith	24	6	70	1	3	1	11	1
HB Shipley	13	2	62	1	12	3	35	1	C Viljoen	18	5	69	2				
ATE Hazeldine	14.4	6	33	5	12	1	35	0	MB Bacon	24.1	5	97	4				
TF van Woerkom	6	0	22	0	18	6	40	0	AK Kitchen	20	2	62	1				
CE McConchie					15	4	33	2	JL Finnie	13	2	36	0				



CANTERBURY V CENTRAL DISTRICTS

At Mainpower Oval, Rangiora on 21-24 February, 2019
Result: Canterbury won by 2 wickets



CENTRAL DISTRICTS

GH Worker	b MJ Henry	12	b TD Astle	83
* GR Hay	c CD Fletcher b MJ Henry	2	lbw b HB Shipley	0
WA Young	lbw b ATE Hazeldine	20	c CD Fletcher b MJ Henry	20
TC Bruce	b MJ Henry	74	b ATE Hazeldine	1
† D Cleaver	c LJ Carter b HB Shipley	65	c JCT Boyle b CE McConchie	63
DAJ Bracewell	c TD Astle b HB Shipley	11	b CE McConchie	21
D Foxcroft	c CD Fletcher b MJ Henry	31	b TD Astle	8
BM Wheeler	c HB Shipley b ATE Hazeldine	4	b TD Astle	1
RJ McCone	b MJ Henry	14	not out	9
SHA Rance	c MJ Henry b TD Astle	16	b CE McConchie	4
AY Patel	not out	3	c JCT Boyle b CE McConchie	10
EXTRAS	7lb, 1nb, 1w	9	4b, 1lb, 1nb	6
TOTAL	All out in 66 overs	261	All out in 71.2 overs	226

FALL OF WICKETS:

1st Innings: 5, 28, 39, 167, 191, 194, 198, 232, 257, 261
2nd Innings: 6, 35, 52, 173, 175, 194, 196, 206, 210, 226

CANTERBURY

JCT Boyle	b BM Wheeler	7	b SHA Rance	5
CJ Bowes	b SHA Rance	0	b DAJ Bracewell	14
SJ Murdoch	c WA Young b DAJ Bracewell	56	lbw b RJ McCone	47
* CE McConchie	c AY Patel b DAJ Bracewell	32	c D Cleaver b DAJ Bracewell	24
LJ Carter	b BM Wheeler	2	c AY Patel b RJ McCone	44
† CD Fletcher	c D Foxcroft b SHA Rance	60	not out	22
TD Astle	b SHA Rance	16	b RJ McCone	4
HB Shipley	lbw b RJ McCone	56	c RJ McCone b AY Patel	28
MJ Henry	c D Cleaver b RJ McCone	16	not out	7
ATE Hazeldine	c GH Worker b SHA Rance	19		
KA Jamieson	not out	6	c D Cleaver b RJ McCone	5
EXTRAS	3lb, 6nb, 1w	10	3b, 3lb, 1nb, 1w	8
TOTAL	All out in 90.4 overs	280	For 8 in 56.5 overs	208

FALL OF WICKETS:

1st Innings: 0, 18, 88, 99, 99, 150, 202, 229, 274, 280
2nd Innings: 19, 19, 57, 128, 139, 143, 191, 199

CANTERBURY	O	M	R	W	O	M	R	W	CENTRAL DISTRICTS	O	M	R	W	O	M	R	W
MJ Henry	20	4	76	5	16	4	44	1	DAJ Bracewell	24	9	55	2	11	4	45	2
KA Jamieson	9	0	35	0					SHA Rance	17	2	67	4	7	0	49	1
ATE Hazeldine	13	2	69	2	9	1	47	1	BM Wheeler	18	3	53	2	9	3	17	0
HB Shipley	12	4	27	2	13	2	46	1	RJ McCone	10.4	1	55	2	9.5	4	25	4
TD Astle	12	3	47	1	17	5	38	3	AY Patel	19	4	46	0	17	2	55	1
CE McConchie					16.2	3	46	4	D Foxcroft	2	1	1	0	3	1	11	0



CANTERBURY V WELLINGTON FIREBIRDS

At Hagley Oval, Christchurch on 1 - 4 March, 2019
Result: Canterbury won by 9 wickets



CANTERBURY

JCT Boyle	lbw b LV van Beek	18	c MG Bracewell b JS Patel	21
CJ Bowes	c TA Blundell b HK Bennett	0		
SJ Murdoch	c LV van Beek b HK Bennett	60	not out	62
* CE McConchie	c HK Bennett b OR Newton	162	not out	37
LJ Carter	c TA Blundell b IG McPeake	3		
† CD Fletcher	b HK Bennett	64		
HB Shipley	c R Ravindra b HK Bennett	2		
TF van Woerkom	not out	63		
MJ Henry	c TA Blundell b HK Bennett	7		
WSA Williams	not out	26		
EJ Nuttall				
EXTRAS	5lb, 2nb, 12w	19	1lb, 7w	8
TOTAL	For 8 in 131 overs	424	For 1 in 23.1 overs	128

FALL OF WICKETS:

1st Innings: 5, 46, 111, 122, 274, 284, 329, 343
2nd Innings: 42

WELLINGTON

LJ Woodcock	c CD Fletcher b WSA Williams	17	c CD Fletcher b MJ Henry	29
R Ravindra	lbw b EJ Nuttall	0	c TF van Woerkom b MJ Henry	0
DP Conway	c CD Fletcher b MJ Henry	40	b EJ Nuttall	1
* MG Bracewell	c CD Fletcher b MJ Henry	74	b EJ Nuttall	0
† TA Blundell	c WSA Williams b MJ Henry	27	c CD Fletcher b WSA Williams	41
AT Fletcher	lbw b MJ Henry	4	c LJ Carter b MJ Henry	0
LV van Beek	b TF van Woerkom	22	c CE McConchie b HB Shipley	51
OR Newton	c MJ Henry b CE McConchie	15	c LJ Carter b MJ Henry	68
JS Patel	b EJ Nuttall	20	c CD Fletcher b EJ Nuttall	39
IG McPeake	not out	12	c CD Fletcher b WSA Williams	24
HK Bennett	c and b MJ Henry	1	not out	26
EXTRAS	6lb, 8nb, 3w	17	1b, 8lb, 7nb, 6w	22
TOTAL	All out in 83.1 overs	249	All out in 122.3 overs	301

FALL OF WICKETS:

1st Innings: 8, 45, 72, 151, 171, 176, 211, 213, 243, 249
2nd Innings: 0, 2, 2, 73, 73, 78, 185, 240, 250, 301

WELLINGTON	O	M	R	W	O	M	R	W	CANTERBURY	O	M	R	W	O	M	R	W
HK Bennett	28	6	85	5	7	0	33	0	MJ Henry	24.1	11	46	5	31	8	64	4
OR Newton	21	4	65	1	3	0	18	0	EJ Nuttall	20	2	70	2	17	3	76	3
LV van Beek	24	7	68	1	4	0	27	0	HB Shipley	4	0	12	0	14	4	30	1
IG McPeake	24	4	98	1					WSA Williams	14	3	40	1	19.3	4	49	2
JS Patel	24	3	74	0	8	1	41	1	TF van Woerkom	14	2	47	1	23	7	38	0
R Ravindra	7	1	23	0	1.1	0	8	0	CE McConchie	7	1	28	1	18	9	35	0
LJ Woodcock	3	1	6	0													



CANTERBURY V AUCKLAND ACES

At Mainpower Oval, Rangiora on 9 – 12 March, 2019

Result: Canterbury won by 80 runs



CANTERBURY

CJ Bowes	c BG Lister b JA Brown	25	c FH Allen b WER Somerville	7
JCT Boyle	b JA Brown	9	c FH Allen b WER Somerville	1
SJ Murdoch	not out	130	not out	11
* CE McConchie	lbw b MB McEwan	35	not out	1
LJ Carter	c GD Phillips b MB McEwan	25		
† CD Fletcher	c GK Beghin b SM Solia	47		
TD Astle	c SM Solia b WER Somerville	15		
HB Shipley	run out (RR O'Donnell – BJ Horne)	2		
WSA Williams	c BJ Horne b WER Somerville	5		
ATE Hazeldine	c GD Phillips b WER Somerville	4		
FW Sheat	c FH Allen b RR O'Donnell	14		
EXTRAS	4b, 7lb, 1nb, 5w	17	1b, 1nb	2
TOTAL	All out in 121.3 overs	328	For 2 in 9.1 overs	22

AUCKLAND

MJ Guptill	c CD Fletcher b FW Sheat	0
GK Beghin	c CD Fletcher b WSA Williams	1
SM Solia	c SJ Murdoch b TD Astle	71
GD Phillips	c CD Fletcher b ATE Hazeldine	76
* RR O'Donnell	b TD Astle	6
FH Allen	b TD Astle	40
† BJ Horne	b TD Astle	6
WER Somerville	c CD Fletcher b FW Sheat	15
MB McEwan	c CJ Bowes b TD Astle	14
JA Brown	c FW Sheat b CE McConchie	11
BG Lister	not out	15
EXTRAS	0 3b, 7lb, 3nb, 2w	15
TOTAL	0 All out in 82.5 overs	270

FALL OF WICKETS:

1st Innings: 35, 38, 99, 164, 261, 283, 291, 305, 311, 328

2nd Innings: 1, 15

FALL OF WICKETS:

1st Innings:

2nd Innings: 1, 1, 133, 161, 168, 178, 216, 240, 245, 270

AUCKLAND	O	M	R	W	O	M	R	W	CANTERBURY	O	M	R	W	O	M	R	W
MB McEwan	27	6	64	2					WSA Williams	14	2	46	1				
BG Lister	16	3	46	0					FW Sheat	14	1	59	2				
SM Solia	20	5	43	1					ATE Hazeldine	14	4	33	1				
JA Brown	19	5	43	2					HB Shipley	12	2	35	0				
WER Somerville	30	8	80	3	4.1	2	8	2	TD Astle	22	3	69	5				
GD Phillips	4	0	25	0					CE McConchie	6.5	1	18	1				
RR O'Donnell	5.3	1	16	1	5	1	13	0									



CANTERBURY V WELLINGTON FIREBIRDS

At Basin Reserve, Wellington on 17 - 20 March, 2019

Result: Match cancelled

(following the attack on two mosques in Christchurch on 15 March 2019)



PLUNKET SHIELD AVERAGES 2018/19

FIRST CLASS AVERAGES

NAME	M	Inns	NO	HS	Runs	Balls	Ave	S/R	100	50	Ct/St	Overs	Balls	Mdms	Runs	Wkts	Ave	Best	5W/I	10W/M	R/O	S/R
TD Astle	2	3	0	16	35	32	11.67	109.38			1	51	306	11	154	9	17.11	5/69	1		3.02	34.00
CJ Bowes	6	10	1	34	141	258	15.67	54.65			3											
JCT Boyle	5	10	0	108	188	501	18.80	37.52	1		3											
LJ Carter	5	7	0	92	279	606	39.86	46.04		2	9											
JS Case	1	2	0	0	0	15	0.00	0.00														
MSJ Davidson	2	4	0	22	48	123	12.00	39.02			3											
CD Fletcher	7	10	1	108	414	977	46.00	42.37	1	3	27											
ATE Hazeldine	6	8	1	41	79	184	11.29	42.93			2	137.2	824	17	589	15	39.27	5/33	1		4.29	54.93
MJ Henry	4	6	1	40	85	124	17.00	68.55			4	163.5	983	41	487	23	21.17	5/46	2		2.98	42.74
KA Jamieson	3	5	1	67	144	739	36.00	73.85		2		76	456	21	188	10	18.80	4/39			2.47	45.60
TWM Latham	2	3	0	18	26	86	8.67	30.23			5											
KJ McClure	3	5	2	22	55	151	18.33	36.42														
CE McConchie	6	10	2	162	342	736	42.75	46.47	1		2	89.1	538	22	275	12	22.92	4/46			3.09	44.83
SJ Murdoch	5	9	3	130*	443	837	73.83	52.93	1	4	3											
HM Nicholls	2	3	0	54	138	318	46.00	43.40		1												
EJ Nuttall	1											37	222	5	146	5	29.20	3/76			3.95	44.40
FW Sheat	2	3	2	14	16	42	16.00	38.10			2	45	270	8	181	5	36.20	2/59			4.02	54.00
HB Shipley	5	7	0	76	182	389	26.00	46.79		2	3	99.2	596	18	345	7	49.29	2/27			3.48	85.14
TF van Woerkom	6	6	2	63*	147	352	36.75	41.76		2	2	128	768	33	363	9	40.33	4/70			2.84	85.33
WSA Williams	6	8	4	28*	96	332	24.00	28.92			3	163.3	981	39	438	13	33.69	3/60			2.68	75.46

CANTERBURY CAREER FIRST CLASS AVERAGES

NAME	M	Inns	NO	HS	Runs	Balls	Ave	S/R	100	50	Ct/St	Overs	Balls	Mdms	Runs	Wkts	Ave	Best	5W/I	10W/M	R/O	S/R
TD Astle	102	168	20	195	3957	7714	26.74	51.30	2	20	79	2756	16536	371	9183	297	30.92	8/148	12	1	3.33	55.68
CJ Bowes	30	54	4	155	1529	2520	30.58	60.67	3	5	19	22	132	5	73	1	73.00	1/22			3.32	132.00
JCT Boyle	13	24	0	108	422	1102	17.58	38.29	1	1	10											
LJ Carter	25	46	1	101	1244	2746	27.64	45.30	1	9	26											
JS Case	3	6	0	90	138	376	23.00	36.70		1	1											
MSJ Davidson	14	27	2	101*	608	1450	24.32	41.93	1	1	14											
CD Fletcher	43	69	11	108	1812	4024	31.24	45.03	2	10	137/7											
ATE Hazeldine	11	15	1	41	156	294	11.14	53.06			3	212.3	1275	25	922	24	38.42	5/33	1		4.34	53.13
MJ Henry	31	39	6	75*	673	847	20.39	79.46		2	17	1022.3	6135	241	3127	130	24.05	5/21	7		3.06	47.19
KA Jamieson	18	27	6	67	358	739	17.05	48.44		2	2	479.1	2875	108	1529	63	24.27	8/74	3	1	3.19	45.63
TWM Latham	35	61	4	261	2275	4195	39.91	54.23	3	16	34/21k	1.2	7	0	6	0					5.00	
KJ McClure	28	48	5	210	1538	3285	35.77	46.82	3	6	13											
CE McConchie	29	49	3	162	1452	2947	31.57	49.27	3	5	12	178.5	1073	38	547	19	28.79	4/46			3.06	56.47
SJ Murdoch	5	9	3	130*	443	837	73.83	52.93	1	4	3											
HM Nicholls	40	73	4	119	2340	4639	33.91	50.44	2	15	35	1.5	11	0	24	0					16.00	
EJ Nuttall	21	18	12	16*	84	266	14.00	31.58			6	519	3114	90	1957	67	29.209	6/35	3		3.77	46.48
FW Sheat	6	11	7	29*	61	153	15.25	39.87			4	126	756	23	497	18	27.61	3/31			3.94	42.00
HB Shipley	12	18	2	76	324	581	20.25	55.77		2	6	226.1	1357	46	770	23	33.48	5/37	1		3.41	59.00
TF van Woerkom	11	12	6	63*	202	541	33.67	37.34		2	2	200.3	1203	44	616	17	36.24	3/50			3.08	70.76
WSA Williams	19	30	8	28*	220	789	10.00	27.88			11	441.2	2648	123	1135	43	26.40	4/16			2.57	61.58

BURGER KING SUPER SMASH SCORECARDS



CANTERBURY KINGS V OTAGO VOLTS

At University Oval, Dunedin on 23 December, 2018
RESULT: Otago Volts won by 5 wickets



CANTERBURY KINGS

CJ Bowes	b C Viljoen	42(31)
AM Ellis	c C Viljoen b JS Hunter	11(10)
SJ Murdoch	run out (C Viljoen-NT Broom)	54(33)
* CE McConchie	c MJG Rippon b C Viljoen	1(3)
LJ Carter	c NT Broom b MJG Rippon	8(11)
† CD Fletcher	not out	22(16)
KA Jamieson	not out	33(17)
TM Lortan		
HB Shipley		
JTA Benton		
EJ Nuttall		
EXTRAS	6lb, 1nb, 6w	13
TOTAL	For 5 wickets in 20 overs	184

FALL OF WICKETS:

24, 102, 104, 124, 129

OTAGO VOLTS

NT Broom	b JTA Benton	32(18)
HD Rutherford	c AM Ellis b CE McConchie	54(29)
AK Kitchen	c CE McConchie b KA Jamieson	44(34)
† M Renwick	b AM Ellis	5(5)
S Hicks	c CD Fletcher b KA Jamieson	31(21)
JL Finnie	not out	7(5)
MJG Rippon	not out	8(6)
NG Smith		
C Viljoen		
* JA Duffy		
JS Hunter		
EXTRAS	1lb, 1nb, 5w	7
TOTAL	For 5 wickets in 19.3 overs	188

FALL OF WICKETS:

81, 95, 106, 167, 171

OTAGO VOLTS	O	M	R	W	CANTERBURY KINGS	O	M	R	W
AK Kitchen	3	0	27	0	CE McConchie	4	0	26	1
JS Hunter	3	0	26	1	EJ Nuttall	3.3	0	53	0
JA Duffy	4	0	46	0	KA Jamieson	4	0	40	2
MJG Rippon	4	0	26	1	AM Ellis	4	1	37	1
NG Smith	4	0	40	0	JTA Benton	4	0	31	1
C Viljoen	2	0	13	2					



CANTERBURY KINGS V AUCKLAND ACES

At Eden Park, Auckland on 1 January, 2019
RESULT: Canterbury Kings won by 5 wickets



AUCKLAND ACES

JM Vince	c CD Fletcher b KA Jamieson	18(18)
SM Solia	c AM Ellis b KA Jamieson	1(4)
† GD Phillips	run out (JTA Benton-KA Jamieson)	2(5)
MS Chapman	c SJ Murdoch b KA Jamieson	0(2)
* C Cachopa	c SJ Murdoch b AM Ellis	24(24)
RR O'Donnell	c CE McConchie b HB Shipley	11(23)
RM Hira	c CE McConchie b KA Jamieson	17(15)
WER Somerville	c CE McConchie b AM Ellis	27(18)
MJ McClenaghan	c JTA Benton b KA Jamieson	0(2)
BG Lister	c AM Ellis b KA Jamieson	0(1)
MR Quinn	not out	2(2)
EXTRAS	2lb, 6w	7
TOTAL	All out in 19 overs	110

FALL OF WICKETS:

15, 23, 25, 25, 60, 71, 93, 93, 93, 110

CANTERBURY KINGS

AM Ellis	c C Cachopa b BG Lister	13(14)
CJ Bowes	b MJ McClenaghan	1(3)
SJ Murdoch	c & b MJ McClenaghan	0(2)
* CE McConchie	not out	47(42)
LJ Carter	c GD Phillips b MJ McClenaghan	25(19)
† CD Fletcher	c GD Phillips b BG Lister	4(6)
TM Lortan	not out	13(20)
HB Shipley		
KA Jamieson		
JTA Benton		
EJ Nuttall		
EXTRAS	1b, 1nb, 6w	8
TOTAL	For 5 wickets in 17.4 overs	111

FALL OF WICKETS:

4, 4, 19, 64, 69

CANTERBURY KINGS	O	M	R	W	AUCKLAND ACES	O	M	R	W
CE McConchie	2	0	14	0	MR Quinn	4	0	10	0
EJ Nuttall	3	0	20	0	MJ McClenaghan	4	0	26	3
KA Jamieson	4	0	7	6	BG Lister	3	0	14	2
HB Shipley	4	1	17	1	SM Solia	2	0	18	0
JTA Benton	2	0	18	0	RM Hira	2	0	19	0
AM Ellis	4	0	32	2	WER Somerville	2.4	0	22	0



CANTERBURY KINGS V WELLINGTON FIREBIRDS

At Basin Reserve, Wellington on 6 January, 2019

RESULT: Wellington Firebirds won by 65 runs



WELLINGTON FIREBIRDS

DP Conway	c CD Fletcher b K Jamieson	25(21)
MG Bracewell	b CE McConchie	69(34)
AJ Hose	not out	54(33)
MJ Nofal	c AM Ellis b EJ Nuttall	14(17)
† TA Blundell	c TM Lortan b JTA Benton	1(3)
MA Pollard	run out (JTA Benton)	3(2)
LV van Beek	not out	18(12)
OR Newton		
JS Patel		
BV Sears		
* HK Bennett		
EXTRAS	1b, 2lb, 2nb, 11w	16
TOTAL	For 5 wickets in 20 overs	200

FALL OF WICKETS:

101, 107, 139, 154, 158

CANTERBURY KINGS

CJ Bowes	b HK Bennett	2(4)
AM Ellis	c HK Bennett b BV Sears	19(15)
SJ Murdoch	c MG Bracewell b HK Bennett	1(2)
* CE McConchie	b OR Newton	83(52)
LJ Carter	c LV van Beek b BV Sears	0(3)
† CD Fletcher	lbw LV van Beek	0(1)
TM Lortan	c LV van Beek b BV Sears	10(13)
HB Shipley	c LV van Beek b JS Patel	1(2)
KA Jamieson	c TA Blundell b BV Sears	1(4)
JTA Benton	c MG Bracewell b JS Patel	9(9)
EJ Nuttall	not out	6(5)
EXTRAS	2lb, 1w	3
TOTAL	All out in 18.2 overs	135

FALL OF WICKETS:

3, 5, 39, 40, 40, 62, 72, 74, 95, 135

CANTERBURY KINGS	O	M	R	W	WELLINGTON FIREBIRDS	O	M	R	W
EJ Nuttall	4	0	39	1	OR Newton	3.2	0	26	1
KA Jamieson	4	0	37	1	HK Bennett	3	0	35	2
CE McConchie	4	0	29	1	LV van Beek	4	0	35	1
HB Shipley	2	0	28	0	BV Sears	4	0	16	4
AM Ellis	3	0	38	0	JS Patel	4	0	21	2
JTA Benton	3	0	26	1					



CANTERBURY KINGS V KNIGHTS

At Hagley Oval, Christchurch on 9 January, 2019

RESULT: Knights won by 2 wickets



CANTERBURY KINGS

† TWM Latham	c DJ Mitchell b AP Devcich	0(1)
CJ Bowes	c TS Nethula b CJ Jordan	67(46)
SJ Murdoch	b SC Kuggeleijn	12(7)
* CE McConchie	c PD Boccock c CJ Jordan	24(14)
AM Ellis	c DR Flynn b MJ Santner	45(30)
CD Fletcher	not out	22(14)
LJ Carter	not out	11(10)
HB Shipley		
KA Jamieson		
JTA Benton		
EJ Nuttall		
EXTRAS	4lb, 2nb, 6w	12
TOTAL	For 5 wickets in 20 overs	193

FALL OF WICKETS:

0, 13, 54, 154, 163

KNIGHTS

AP Devcich	c TWM Latham b KA Jamieson	12(6)
† PD Boccock	c CE McConchie b KA Jamieson	14(7)
DJ Mitchell	c CJ Bowes b JTA Benton	9(9)
BR Hampton	c JTA Benton b AM Ellis	55(41)
CJ Anderson	c CD Fletcher b AM Ellis	17(14)
MJ Santner	c HB Shipley b CE McConchie	26(17)
* DR Flynn	c JTA Benton b AM Ellis	31(13)
CJ Jordan	c CJ Bowes b EJ Nuttall	17(8)
SC Kuggeleijn	not out	7(2)
N Wagner	not out	0(1)
TS Nethula		
EXTRAS	1lb, 3w, 5pen	9
TOTAL	For 8 wickets in 19.4 overs	197

FALL OF WICKETS:

12, 27, 42, 93, 131, 146, 180, 189

CANTERBURY KINGS	O	M	R	W	KNIGHTS	O	M	R	W
AP Devcich	3	0	35	1	KA Jamieson	4	0	42	2
SC Kuggeleijn	4	0	44	1	EJ Nuttall	3.4	0	38	1
N Wagner	2	0	27	0	JTA Benton	3	0	21	1
CJ Jordan	4	0	36	2	CE McConchie	3	0	34	1
MJ Santner	4	0	23	1	AM Ellis	4	0	35	3
TS Nethula	2	0	18	0	HB Shipley	2	0	21	0
DJ Mitchell	1	0	6	0					



CANTERBURY KINGS V CENTRAL STAGS

At Hagley Oval, Christchurch on 13 January, 2019

RESULT: Central Stags won by 6 wickets



CANTERBURY KINGS

† TWM Latham	c D Foxcroft b BM Tickner	18(17)
CJ Bowes	c SHA Rance b BM Wheeler	6(8)
SJ Murdoch	c D Foxcroft b SHA Rance	0(3)
* CE McConchie	c D Foxcroft b DAJ Bracewell	15(13)
AM Ellis	c DAJ Bracewell b BM Tickner	1(8)
CD Fletcher	c & b BM Tickner	0(1)
LJ Carter	c TC Bruce b AY Patel	21(23)
TD Astle	b SHA Rance	25(27)
KA Jamieson	not out	21(17)
MJ Henry	not out	2(3)
EJ Nuttall		
EXTRAS	2lb, 1w	3
TOTAL	For 8 wickets in 20 overs	112

FALL OF WICKETS:

10, 10, 39, 39, 40, 41, 73, 107

CENTRAL STAGS

GH Worker	c AM Ellis b KA Jamieson	21(15)
WA Young	c TWM Latham b TD Astle	33(32)
D Foxcroft	c CJ Bowes b KA Jamieson	3(9)
* TC Bruce	not out	45(31)
† D Cleaver	c & b AM Ellis	2(8)
DAJ Bracewell	not out	5(8)
JA Clarkson		
BM Wheeler		
SHA Rance		
AY Patel		
BM Tickner		
EXTRAS	2nb, 2w	4
TOTAL	For 4 wickets in 16.5 overs	113

FALL OF WICKETS:

23, 28, 85, 96

CENTRAL STAGS	O	M	R	W	CANTERBURY KINGS	O	M	R	W
SHA Rance	4	0	19	2	MJ Henry	3.5	0	36	0
BM Wheeler	4	0	33	1	EJ Nuttall	3	0	29	0
DAJ Bracewell	4	0	17	1	KA Jamieson	4	1	20	2
BM Tickner	4	0	15	3	TD Astle	4	0	21	1
AY Patel	4	0	26	1	AM Ellis	2	0	7	1



CANTERBURY KINGS V KNIGHTS

At Seddon Park, Hamilton on 16 January, 2019

RESULT: Knights won by 6 runs (DLS method)



KNIGHTS

† TL Seifert	c TD Astle b MJ Henry	6(6)
NF Kelly	b TD Astle	56(35)
* DG Brownlie	c TWM Latham b EJ Nuttall	0(1)
DJ Mitchell	obstructing the field	8(9)
CJ Anderson	c HM Nicholls b MJ Henry	38(24)
BR Hampton	not out	14(10)
MJ Santner	not out	26(13)
DR Flynn		
SC Kuggeleijn		
KJ Abbott		
IS Sodhi		
EXTRAS	1b, 2nb, 3w	6
TOTAL	For 5 wickets in 16 overs	154

FALL OF WICKETS:

11, 16, 34, 104, 111

CANTERBURY KINGS

† TWM Latham	b MJ Santner	0(1)
CJ Bowes	c TL Seifert b CJ Anderson	24(11)
HM Nicholls	c DR Flynn b IS Sodhi	40(25)
* CE McConchie	c TL Seifert b CJ Anderson	3(5)
AM Ellis	c BR Hampton b IS Sodhi	12(9)
CD Fletcher	not out	38(27)
LJ Carter	c NF Kelly b DJ Mitchell	21(18)
MJ Henry	not out	1(1)
KA Jamieson		
TD Astle		
EJ Nuttall		
EXTRAS	2lb, 1nb, 4w	7
TOTAL	For 6 wickets in 16 overs	146

FALL OF WICKETS:

0, 44, 60, 83, 86, 142

CANTERBURY KINGS	O	M	R	W	KNIGHTS	O	R	W	DB%
CE McConchie	2	0	10	0	MJ Santner	3	0	20	1
MJ Henry	4	0	29	2	SC Kuggeleijn	2	0	25	0
EJ Nuttall	3	0	20	1	KJ Abbott	3	0	26	0
KA Jamieson	3	0	32	0	CJ Anderson	3	0	31	2
TD Astle	2	0	29	1	IS Sodhi	4	0	35	2
AM Ellis	2	0	33	0	DJ Mitchell	1	0	7	1



CANTERBURY KINGS V CENTRAL STAGS

At McLean Park, Napier on 19 January, 2019

RESULT: Central Stags won by 18 runs



CENTRAL STAGS

GH Worker	c TWM Latham b MJ Henry	0(3)
WA Young	not out	89(50)
D Foxcroft	c CE McConchie b KA Jamieson	50(36)
* TC Bruce	b MJ Henry	71(30)
JA Clarkson	not out	5(2)
† D Cleaver		
DAJ Bracewell		
BM Wheeler		
SHA Rance		
AY Patel		
BM Tickner		
EXTRAS	3lb, 1nb, 6w	10
TOTAL	For 3 wickets in 20 overs	225

FALL OF WICKETS:

1, 110, 217

CANTERBURY KINGS	O	M	R	W
MJ Henry	4	0	37	2
KA Jamieson	4	0	34	1
EJ Nuttall	4	0	46	0
AM Ellis	2	0	36	0
TD Astle	4	0	44	0
CE McConchie	2	0	25	0

CANTERBURY KINGS

CJ Bowes	c BM Wheeler b SHA Rance	4(5)
TWM Latham	c WA Young b AY Patel	110(60)
HM Nicholls	c D Foxcroft b AY Patel	20(20)
* CE McConchie	c TC Bruce b BM Tickner	48(25)
† CD Fletcher	not out	15(9)
MJ Henry	not out	1(1)
AM Ellis		
LJ Carter		
KA Jamieson		
TD Astle		
EJ Nuttall		
EXTRAS	3lb, 6w	9
TOTAL	For 4 wickets in 20 overs	207

FALL OF WICKETS:

4, 57, 164, 204

CENTRAL STAGS	O	M	R	W
SHA Rance	4	0	40	1
BM Wheeler	4	0	39	0
BM Tickner	4	0	35	1
DAJ Bracewell	4	0	37	0
AY Patel	4	0	53	2



CANTERBURY KINGS V AUCKLAND ACES

At Hagley Oval, Christchurch on 26 January, 2019

RESULT: Auckland Aces won by 9 wickets



CANTERBURY KINGS

CJ Bowes	c DJ Grobbelaar b MJ McClenaghan	18(14)
TJ MacRury	c C Cachopa b MR Quinn	0(4)
SJ Murdoch	c RR O'Donnell b MR Quinn	3(6)
* CE McConchie	c RM Hira b DJ Grobbelaar	1(4)
AM Ellis	c GD Phillips b WER Somerville	2(7)
† CD Fletcher	c WER Somerville b MR Quinn	43(43)
HB Shipley	run out (RM Hira-GK Beghin)	20(18)
KA Jamieson	c C Cachopa b MR Quinn	24(22)
TD Astle	not out	5(2)
WSA Williams	not out	1(1)
EJ Nuttall		
EXTRAS	2lb, 1nb, 2w	5
TOTAL	For 8 wickets in 20 overs	122

FALL OF WICKETS:

2, 14, 24, 26, 35, 61, 116, 117

AUCKLAND ACES	O	M	R	W
MR Quinn	4	0	20	4
MJ McClenaghan	4	0	28	1
DJ Grobbelaar	4	0	33	1
WER Somerville	4	0	14	1
RM Hira	4	0	25	0

AUCKLAND ACES

DJ Bell-Drummond	not out	51(47)
† GD Phillips	c TD Astle b KA Jamieson	59(46)
MS Chapman	not out	10(10)
* C Cachopa		
RR O'Donnell		
GK Beghin		
DJ Grobbelaar		
RM Hira		
MJ McClenaghan		
WER Somerville		
MR Quinn		
EXTRAS	2lb, 4w	6
TOTAL	For 1 wicket in 17.1 overs	126

FALL OF WICKETS:

113

CANTERBURY KINGS	O	M	R	W
EJ Nuttall	3	0	25	0
KA Jamieson	4	0	24	1
HB Shipley	2	0	20	0
TD Astle	4	0	27	0
CE McConchie	2.1	0	13	0
WSA Williams	2	0	15	0



CANTERBURY KINGS V OTAGO VOLTS

At Hagley Oval, Christchurch on 2 February, 2019

RESULT: Canterbury Kings won by 30 runs



CANTERBURY KINGS

CJ Bowes	c BS Wilson b JJ Tasman-Jones	40(32)
TJ MacRury	c C Viljoen b NG Smith	16(17)
SJ Murdoch	c BS Wilson b JA Duffy	64(38)
* CE McConchie	b MJG Rippon	7(5)
† CD Fletcher	not out	20(18)
KA Jamieson	not out	18(10)
AM Ellis		
HB Shipley		
JTA Benton		
WSA Williams		
EJ Nuttall		
EXTRAS	4lb, 3w	7
TOTAL	For 4 wickets in 20 overs	172

FALL OF WICKETS:

42, 92, 104, 142

OTAGO VOLTS	O	M	R	W
AK Kitchen	2	0	23	0
JA Duffy	4	0	35	1
C Viljoen	3	0	36	0
NG Smith	4	0	30	1
JJ Tasman-Jones	3	0	24	1
MJG Rippon	4	0	20	1

OTAGO VOLTS

NT Broom	c AM Ellis b EJ Nuttall	3(8)
HD Rutherford	c AM Ellis b KA Jamieson	9(8)
JJ Tasman-Jones	c AM Ellis b EJ Nuttall	5(7)
JL Finnie	c CE McConchie b KA Jamieson	1(2)
AK Kitchen	c SJ Murdoch b CE McConchie	22(18)
† OB Cox	c CJ Bowes b WSA Williams	49(40)
BS Wilson	c WSA Williams b AM Ellis	25(19)
MJG Rippon	c CE McConchie b KA Jamieson	20(13)
C Viljoen	run out (CE McConchie-WSA Williams)	0(0)
NG Smith	c CJ Bowes b KA Jamieson	0(1)
* JA Duffy	not out	0(0)
EXTRAS	2b, 6w	8
TOTAL	All out in 19.2 overs	142

FALL OF WICKETS:

13, 13, 19, 20, 62, 106, 140, 141, 142, 142

CANTERBURY KINGS	O	M	R	W
CE McConchie	4	0	26	1
KA Jamieson	3.2	0	23	4
EJ Nuttall	3	1	9	2
JTA Benton	4	0	34	0
AM Ellis	3	0	28	1
WSA Williams	2	0	20	1



CANTERBURY KINGS V WELLINGTON FIREBIRDS

At Hagley Oval, Christchurch 9 February, 2019

RESULT: Canterbury Kings won by 7 wickets



WELLINGTON FIREBIRDS

MG Bracewell	st CD Fletcher b CE McConchie	8(5)
DP Conway	c and b KA Jamieson	11(9)
† TA Blundell	b CE McConchie	17(18)
MJ Nofal	c TD Astle b JTA Benton	28(29)
LJ Woodcock	st CD Fletcher b CE McConchie	6(9)
LR Johns	c EJ Nuttall b KA Jamieson	19(19)
R Ravindra	c SJ Murdoch b KA Jamieson	6(9)
LV van Beek	not out	18(12)
OR Newton	c LJ Carter b WSA Williams	4(6)
JS Patel	not out	10(4)
* HK Bennett		
EXTRAS	2lb, 3w	5
TOTAL	For 8 wickets in 20 overs	132

FALL OF WICKETS:

9, 27, 57, 67, 81, 99, 105, 119

CANTERBURY KINGS	O	M	R	W
CE McConchie	4	0	28	3
KA Jamieson	4	0	22	3
EJ Nuttall	2	0	16	0
TD Astle	4	0	17	0
AM Ellis	3	0	27	0
JTA Benton	2	0	9	1
WSA Williams	1	0	11	1

CANTERBURY KINGS

CJ Bowes	c & b LJ Woodcock	72(43)
SJ Murdoch	c MJ Nofal b LV van Beek	26(24)
* CE McConchie	c JS Patel b R Ravindra	8(13)
AM Ellis	not out	23(16)
† CD Fletcher	not out	4(6)
LJ Carter		
TD Astle		
KA Jamieson		
JTA Benton		
WSA Williams		
EJ Nuttall		
EXTRAS	1b, 1lb, 2w	4
TOTAL	For 3 wickets in 17 overs	137

FALL OF WICKETS:

67, 103, 125

WELLINGTON FIREBIRDS	O	M	R	W
R Ravindra	4	0	41	1
HK Bennett	2	0	11	0
OR Newton	2	0	20	0
LV van Beek	2	0	20	1
JS Patel	4	0	23	0
LJ Woodcock	2	0	12	1
MJ Nofal	1	0	8	0

TWENTY20 AVERAGES (MEN) 2018/19

TWENTY20 AVERAGES

NAME	M	Inns	NO	HS	Runs	Balls	Ave	S/R	100	50	Ct	St	Balls	Mdns	Runs	Wkts	Ave	Best	R/O	S/R
TD Astle	5	2	1	25	30	29	30.00	103.45			3		108	0	138	2	69.00	1/21	7.50	54.00
JTA Benton	6	1	0	9	9	9	9.00	100.00			3		108	0	139	4	34.75	1/9	7.72	27.00
CJ Bowes	10	10	0	72	276	197	27.60	140.10		2	5									
LJ Carter	8	6	1	25	86	84	17.20	102.38			1									
AM Ellis	10	8	1	45	126	109	18.00	115.60			9		162	0	273	8	34.13	3/35	10.11	20.25
CD Fletcher	10	10	6	43	168	141	42.00	119.15			3/1f	2								
MJ Henry	3	3	3	2*	4	5		80.00					71	0	102	4	25.50	2/29	8.61	17.75
KA Jamieson	10	5	3	33*	97	70	48.50	138.57			1		230	1	281	22	12.77	6/7	7.33	10.45
TWM Latham	4	4	0	110	128	79	32.00	162.03	1		4k									
TM Lortan	3	2	1	13*	23	33	23.00	69.70			1									
CE McConchie	10	10	1	83	237	176	26.33	134.66		1	8		163	0	205	7	29.29	3/28	7.56	23.29
TJ MacRury	2	2	0	16	16	21	8.00	76.19												
SJ Murdoch	8	8	0	64	160	115	20.00	139.13		2	4									
HM Nicholls	2	2	0	40	60	45	30.00	133.33			1									
EJ Nuttall	10	1	1	6*	6	5		120.00			1		193	1	295	5	59.00	2/9	9.19	38.60
HB Shipley	6	2	0	20	21	20	10.50	105.00			1		60	1	86	1	86.00	1/17	8.60	60.00
WSA Williams	3	1	1	1*	1	1		100.00			1	1	30	0	46	2	23.00	1/11	9.20	15.00

CANTERBURY CAREER TWENTY20 AVERAGES

NAME	M	Inns	NO	HS	Runs	Balls	Ave	S/R	100	50	Ct	St	Balls	Mdns	Runs	Wkts	Ave	Best	R/O	S/R
TD Astle	53	31	14	37*	251	246	14.76	102.03			24		888	1	1046	36	29.06	3/18	7.07	24.67
JTA Benton	14	2	0	9	10	12	5.00	83.33			4		240	0	337	11	30.64	3/27	8.43	21.82
CJ Bowes	27	27	0	82	680	480	25.19	141.67		5	7									
LJ Carter	20	18	3	35	197	190	13.13	103.68			4									
AM Ellis	107	85	20	55*	1126	899	17.32	125.25		1	52		1851	5	2559	116	22.06	5/9	8.30	15.96
CD Fletcher	47	42	15	74*	847	687	31.37	123.29		2	27/1f	11								
MJ Henry	41	24	12	42	198	110	16.50	180.00			16		767	2	1017	38	26.76	4/43	7.98	20.18
KA Jamieson	20	9	5	33*	126	95	31.50	132.63			2		457	1	606	36	16.83	6/7	7.96	12.69
TWM Latham	33	28	1	110	728	538	26.96	135.32	1	4	8/6k	2								
TM Lortan	3	2	1	13*	23	33	23.00	69.70			1									
CE McConchie	41	29	4	83	470	384	18.80	122.40		2	19		528	0	689	24	28.71	3/28	7.95	22.00
TJ MacRury	2	2	0	16	16	21	8.00	76.19												
SJ Murdoch	8	8	0	64	160	115	20.00	139.13		2	4									
HM Nicholls	33	32	6	67*	854	659	32.85	129.59		8	14/2k		6	0	5	0			5.00	
EJ Nuttall	35	10	9	13*	23	26	23.00	88.46			9		717	2	942	31	30.39	3/13	7.88	23.13
HB Shipley	6	2	0	20	21	20	10.50	105.00			1		60	1	86	1	86.00	1/17	8.60	60.00
WSA Williams	11	4	4	9*	13	9		144.44			7		96	0	155	6	25.83	2/10	9.69	16.00



2018/19 Canterbury Women

Canterbury Representative Award Winners

Batsman of the Year: *Frances Mackay*
 Bowler of the Year: *Erin Bermingham*
 Players' Player: *Frances Mackay*
 Player of the Year: *Frances Mackay*

1ST ROW: Allie Mace-Cochrane, Amy Satterthwaite,
 Emma Kench, Erin Bermingham,
 Frances Mackay

2ND ROW: Gabby Sullivan, Georgia Edge,
 Hayley Jensen, Jacinta Savage,
 Jess Simmons

3RD ROW: Jodie Dean, Kate Ebrahim, Kirsty Nation,
 Laura Hughes, Lea Tahuu

4TH ROW: Missy Banks, Natalie Cox, Sarah
 Asmussen, Rowan Milburn (Assistant
 Coach), Ben Rapson (Head Coach)

HALLYBURTON JOHNSTONE SHIELD SCORECARDS



CANTERBURY MAGICIANS V AUCKLAND HEARTS

At Hagley Park No 2, Christchurch on 17 November, 2018

RESULT: Auckland Hearts won by 4 wickets



CANTERBURY MAGICIANS			AUCKLAND HEARTS		
* FL Mackay	c RH McNeill b Lili'i	69(135)	S Shari	c J Dean b GES Sullivan	21(29)
KFG Nation	run out (SJ McGlashan)	11(11)	LR Down	c KFG Nation b AC Mace-Cochrane	96(112)
EM Bermingham	c SJ McGlashan b BG Armstrong	27(23)	SJ McGlashan	c EM Bermingham b JL Savage	4(12)
AC Mace-Cochrane	run out (TI Lamb-SJ McGlashan)	21(29)	* KT Perkins	run out (FL Mackay)	1(5)
NB Cox	b RSM Lili'i	7(17)	RSM Lili'i	b J Dean	12(22)
JL Savage	c AN Kelly b RH McNeill	19(28)	AN Kelly	b JL Savage	34(47)
† LEV Hughes	c SJ McGlashan b JEI Prasad	13(25)	BG Armstrong	not out	11(10)
GES Sullivan	not out	14(25)	† TI Lamb	not out	1(3)
J Dean	not out	5(7)	JEI Prasad		
JA Simmons			RH McNeill		
MJ Banks			SE Bowden		
EXTRAS	6lb, 13w	19	EXTRAS	7lb, 2nb, 17w	26
TOTAL	For 7 wickets in 50 overs	205	TOTAL	For 6 wickets in 39.4 overs	206

FALL OF WICKETS:

12, 55, 88, 98, 142, 175, 192

FALL OF WICKETS:

32, 42, 49, 96, 170, 204

AUCKLAND HEARTS	O	M	R	W	CANTERBURY MAGICIANS	O	M	R	W
AN Kelly	8	0	53	0	EM Bermingham	7	0	34	0
BG Armstrong	10	2	40	1	JA Simmons	4	0	22	0
RH McNeill	10	1	29	1	GES Sullivan	9	1	37	1
SE Bowden	5	0	23	0	JL Savage	7	0	39	2
RSM Lili'i	10	1	25	2	J Dean	3	0	18	1
JEI Prasad	7	0	29	1	FL Mackay	6.4	0	30	0
					MJ Banks	2	0	17	0
					AC Mace-Cochrane	1	0	2	1



CANTERBURY MAGICIANS V AUCKLAND HEARTS

At Hagley Park No 2, Christchurch on 18 November, 2018

RESULT: Auckland Hearts won by 8 wickets



CANTERBURY MAGICIANS			AUCKLAND HEARTS		
* FL Mackay	not out	112(145)	S Shahri	b JL Savage	0(10)
KFG Nation	c LR Down b AN Kelly	0(4)	LR Down	c FL Mackay b MJ Banks	56(71)
EM Bermingham	b AN Kelly	2(13)	SJ McGlashan	not out	93(83)
AC Mace-Cochrane	c TI Lamb b RH McNeill	3(11)	* KT Perkins	not out	43(38)
JL Savage	b RSM Lili'i	45(87)	RSM Lili'i		
NB Cox	c EM Fulbrook b RH McNeill	1(3)	AN Kelly		
† LEV Hughes	run out (S Shahri)	4(7)	BG Armstrong		
GES Sullivan	c RSM Lili'i b BG Armstrong	3(9)	† TI Lamb		
J Dean	run out (S Shahri)	5(14)	EM Fulbrook		
MJ Banks	not out	11(9)	JEI Prasad		
JA Simmons			RH McNeill		
EXTRAS	4lb, 2nb, 14w	20	EXTRAS	6lb, 9w	15
TOTAL	For 8 wickets in 50 overs	206	TOTAL	For 2 wickets in 33.4 overs	207

FALL OF WICKETS:

13, 26, 32, 137, 141, 149, 155, 165

FALL OF WICKETS:

15, 143

AUCKLAND HEARTS	O	M	R	W	CANTERBURY MAGICIANS	O	M	R	W
AN Kelly	6	0	21	2	JA Simmons	5	1	24	0
BG Armstrong	10	1	34	1	JL Savage	7	0	50	1
RH McNeill	10	1	32	2	GES Sullivan	3	0	28	0
RSM Lili'i	10	0	68	1	EM Bermingham	5	0	29	0
EM Fulbrook	9	1	28	0	MJ Banks	6	0	28	1
JEI Prasad	5	0	19	0	FL Mackay	1	0	10	0
					J Dean	1	0	10	0
					AC Mace-Cochrane	5	1	18	0
					KFG Nation	0.4	0	4	0



CANTERBURY MAGICIANS V OTAGO SPARKS

At Brooklands Park, Mosgiel on 1 December, 2018

RESULT: Otago Sparks won by 43 runs



OTAGO SPARKS

ON Gain	c FL Mackay b KE Ebrahim	9(29)
PM Inglis	b JA Simmons	7(20)
*† KJ Martin	c JL Savage b KE Ebrahim	36(43)
AN Davidson-Richards	run out (FL Mackay)	50(89)
LM Kasperek	run out (LEV Hughes)	2(3)
MR Cowan	c FL Mackay b HNK Jensen	27(31)
ML Gibbs	b FL Mackay	11(33)
EL Brown	c KFG Nation b KE Ebrahim	0(11)
GA Heffernan	b JA Simmons	2(18)
EJ Black	not out	9(12)
EJ Carson	not out	7(11)
EXTRAS	2lb, 10w	12
TOTAL	For 9 wickets in 50 overs	172

CANTERBURY MAGICIANS

* FL Mackay	run out (KJ Martin – PM Inglis)	7(10)
KFG Nation	c KJ Martin b AN Davidson-Richards	16(25)
KE Ebrahim	c KJ Martin b EL Brown	18(32)
EM Bermingham	c PM Inglis b LM Kasperek	7(12)
AC Mace-Cochrane	st KJ Martin b LM Kasperek	10(22)
JL Savage	lbw b EL Brown	12(36)
HNK Jensen	lbw b EL Brown	4(8)
NB Cox	c LM Kasperek b EJ Carson	15(39)
† LEV Hughes	not out	11(26)
GES Sullivan	lbw b EJ Black	0(4)
JA Simmons	b EJ Black	0(2)
EXTRAS	2lb, 27w	29
TOTAL	All out in 36 overs	129

FALL OF WICKETS:

14, 36, 68, 83, 130, 152, 152, 154, 163

FALL OF WICKETS:

15, 45, 60, 60, 82, 90, 98, 126, 129, 129

CANTERBURY MAGICIANS	O	M	R	W	OTAGO SPARKS	O	M	R	W
JL Savage	4	1	18	0	AN Davidson-Richards	10	0	43	1
JA Simmons	6	1	14	2	EJ Black	8	1	32	2
HNK Jensen	9	1	32	1	LM Kasperek	8	2	15	2
KE Ebrahim	9	1	30	3	EL Brown	6	0	18	3
EM Bermingham	6	0	32	0	GA Heffernan	2	0	7	0
GES Sullivan	6	0	22	0	EJ Carson	2	0	12	1
FL Mackay	10	1	22	1					



CANTERBURY MAGICIANS V OTAGO SPARKS

At University Oval, Dunedin on 2 December, 2018

RESULT: Canterbury Magicians won by 46 runs



CANTERBURY MAGICIANS

* FL Mackay	c EL Brown b CG Blakely	115(134)
KFG Nation	c IR James b LM Kasperek	1(10)
KE Ebrahim	c PM Inglis b AN Davidson-Richards	82(111)
EM Bermingham	c MBA Lamplough b GA Heffernan	8(11)
JL Savage	not out	11(13)
HNK Jensen	c AN Davidson-Richards b LM Kasperek	9(13)
NB Cox	c KJ Martin b AN Davidson-Richards	9(6)
† LEV Hughes	c PM Inglis b LM Kasperek	4(2)
AC Mace-Cochrane	not out	2(2)
JA Simmons		
GES Sullivan		
EXTRAS	2lb, 1nb, 31w	34
TOTAL	For 7 wickets in 50 overs	275

OTAGO SPARKS

† PM Inglis	c AC Mace-Cochrane b JA Simmons	19(29)
CG Blakely	b EM Bermingham	21(49)
* KJ Martin	c KE Ebrahim b FL Mackay	45(53)
AN Davidson-Richards	c JL Savage b HNK Jensen	19(23)
LM Kasperek	b FL Mackay	2(10)
MR Cowan	c KE Ebrahim b FL Mackay	29(29)
ML Gibbs	b FL Mackay	16(36)
IR James	b EM Bermingham	2(16)
EL Brown	run out (HNK Jensen)	12(15)
GA Heffernan	c FL Mackay b GES Sullivan	13(19)
MBA Lamplough	not out	29(19)
EXTRAS	6b, 16w	22
TOTAL	All out in 49.4 overs	229

FALL OF WICKETS:

8, 200, 216, 234, 248, 265, 270

FALL OF WICKETS:

35, 76, 118, 123, 123, 172, 172, 184, 190, 229

OTAGO SPARKS	O	M	R	W	CANTERBURY MAGICIANS	O	M	R	W
AN Davidson Richards	8	0	65	2	JL Savage	7	0	50	0
LM Kasperek	10	2	40	3	JA Simmons	6	1	24	1
GA Heffernan	8	0	39	1	EM Bermingham	10	1	36	2
EL Brown	7	1	39	0	KE Ebrahim	6	0	29	0
MBA Lamplough	7	0	40	0	HNK Jensen	8	0	33	1
CG Blakely	8	0	38	1	FL Mackay	9	0	34	4
ML Gibbs	2	0	12	0	GES Sullivan	3.4	0	17	1



CANTERBURY MAGICIANS V CENTRAL HINDS

At Hagley Oval, Christchurch on 8 December, 2018

RESULT: Central Hinds won by 7 wickets



CANTERBURY MAGICIANS

* FL Mackay	c MJ Greig b CL Green	9(34)
KFG Nation	b RA Mair	1(12)
KE Ebrahim	not out	92(134)
AC Mace-Cochrane	lbw b JM Watkin	4(9)
JL Savage	c EG Cunningham b KE Baxter	55(80)
HNK Jensen	run out (HM Rowe)	23(21)
NB Cox	c CL Green b RA Mair	10(10)
† LEV Hughes	not out	0(1)
GES Sullivan		
JA Simmons		
SR Asmussen		
EXTRAS	4b, 11lb, 1nb, 11w	27
TOTAL	For 6 wickets in 50 overs	221

FALL OF WICKETS:

4, 23, 29, 145, 189, 210

CENTRAL HINDS	O	M	R	W
HM Rowe	10	0	40	0
RA Mair	10	1	32	2
CL Green	3	0	15	1
JM Watkin	10	3	24	1
MJ Greig	7	0	38	0
GK Atkinson	2	0	16	0
KE Baxter	8	0	41	1

CENTRAL HINDS

† NC Dodd	not out	77(127)
EG Cunningham	b SR Asmussen	25(39)
* A van Deventer	lbw SR Asmussen	0(6)
JM Watkin	c HNK Jensen b GES Sullivan	34(40)
KA Tomlinson	not out	50(58)
HM Rowe		
RA Mair		
KE Baxter		
MJ Greig		
GK Atkinson		
CL Green		
EXTRAS	4b, 8lb, 24w	36
TOTAL	For 3 wickets in 45 overs	222

FALL OF WICKETS:

56, 61, 122

CANTERBURY MAGICIANS	O	M	R	W
JL Savage	2	0	11	0
JA Simmons	7	2	32	0
HNK Jensen	7	0	31	0
SR Asmussen	6	1	35	2
KE Ebrahim	8	0	32	0
FL Mackay	8	0	33	0
GES Sullivan	6	1	22	1
AC Mace-Cochrane	1	0	14	0



CANTERBURY MAGICIANS V CENTRAL HINDS

At Hagley Oval, Christchurch on 9 December, 2018

RESULT: Canterbury Magicians won by 7 wickets



CENTRAL HINDS

† NC Dodd	c JA Simmons b HNK Jensen	36(33)
EG Cunningham	lbw b GES Sullivan	37(68)
* A van Deventer	not out	100(99)
JM Watkin	run out (FL Mackay)	19(31)
KA Tomlinson	c LEV Hughes b JA Simmons	16(27)
HM Rowe	lbw b JA Simmons	0(5)
RA Mair	lbw b HNK Jensen	2(9)
E Lanser	run out (HNK Jensen-LEV Hughes)	7(17)
KE Baxter	run out (JA Simmons-LEV Hughes)	10(11)
MJ Greig		
MS Rees		
EXTRAS	6lb, 18w	24
TOTAL	For 8 wickets in 50 overs	251

FALL OF WICKETS:

47, 103, 150, 182, 186, 195, 219, 251

CENTRAL HINDS	O	M	R	W
JA Simmons	7	0	33	2
KE Ebrahim	10	1	53	0
HNK Jensen	9	1	46	2
SR Asmussen	3	0	25	0
FL Mackay	10	1	28	0
GES Sullivan	3	0	13	1
EM Bermingham	8	0	47	0

CANTERBURY MAGICIANS

* FL Mackay	c NC Dodd b RA Mair	140(152)
KFG Nation	c E Lanser b HM Rowe	0(8)
KE Ebrahim	c and b KE Baxter	74(98)
EM Bermingham	not out	20(27)
HNK Jensen	not out	3(8)
AC Mace-Cochrane		
NB Cox		
† LEV Hughes		
GES Sullivan		
JA Simmons		
SR Asmussen		
EXTRAS	4lb, 3nb, 8w	15
TOTAL	For 3 wickets in 48.2 overs	252

FALL OF WICKETS:

9, 193, 242

CANTERBURY MAGICIANS	O	M	R	W
HM Rowe	10	1	40	1
RA Mair	10	2	38	1
JM Watkin	9.2	0	47	0
KMS Rees	7	0	43	0
KE Baxter	6	0	32	1
MJ Greig	3	0	23	0
E Lanser	3	0	25	0



CANTERBURY MAGICIANS V WELLINGTON BLAZE

At Basin Reserve, Wellington on 16 February, 2019
RESULT: Wellington Blaze won by 5 wickets



CANTERBURY MAGICIANS

AE Satterthwaite	c EC Perry b DM Doughty	5(17)
KFG Nation	c AC Kerr b DM Doughty	1(5)
* EM Bermingham	b AD Evans	3(4)
KE Ebrahim	lbw b WJ Charteris	52(79)
JL Savage	b WJ Charteris	29(62)
NB Cox	b AC Kerr	35(44)
AC Mace-Cochrane	not out	55(60)
† LEV Hughes	c and b AC Kerr	3(8)
EK Kench	b DM Doughty	4(12)
MJ Banks	b JM Kerr	3(8)
JA Simmons	not out	2(1)
EXTRAS	1b, 6lb, 24w	31
TOTAL	For 9 wickets in 50 overs	223

FALL OF WICKETS:

7, 10, 16, 104, 113, 172, 178, 202, 221

WELLINGTON BLAZE	O	M	R	W
DM Doughty	10	1	42	3
AD Evans	4	1	11	1
JM Kerr	10	1	39	1
AC Kerr	10	0	44	2
WJ Charteris	6	0	23	2
TMM Newton	4	0	24	0
BC Moloney	6	0	33	0

WELLINGTON BLAZE

† LR Doolan	run out (JA Simmons – EM Bermingham)	20(41)
RM Burns	lbw b EM Bermingham	52(68)
AC Kerr	st LEV Hughes b JA Simmons	40(61)
* EC Perry	c KE Ebrahim b EM Bermingham	5(12)
TMM Newton	not out	47(67)
JM Kerr	c sub (SR Asmussen) b EM Bermingham	22(27)
CR King	not out	15(17)
WJ Charteris		
AD Evans		
DM Doughty		
BC Moloney		
EXTRAS	4lb, 19w	23
TOTAL	For 5 wickets in 48.5 overs	224

FALL OF WICKETS:

51, 87, 95, 157, 192

CANTERBURY MAGICIANS	O	M	R	W
JA Simmons	10	0	40	1
JL Savage	9	0	41	0
KE Ebrahim	9	0	42	0
EM Bermingham	10	3	44	3
AE Satterthwaite	7.5	0	40	0
MJ Banks	3	0	13	0



CANTERBURY MAGICIANS V WELLINGTON BLAZE

At Basin Reserve, Wellington on 17 February, 2019
RESULT: Wellington Blaze won by 172 runs



WELLINGTON BLAZE

† LR Doolan	b MJ Banks	5(15)
RM Burns	lbw b KE Ebrahim	30(35)
AC Kerr	c JA Simmons b KE Ebrahim	21(36)
* EC Perry	c and b KE Ebrahim	92(90)
TMM Newton	c JL Savage b MJ Banks	37(46)
JM Kerr	c LEV Hughes b EM Bermingham	21(23)
CR King	b JL Savage	2(6)
WJ Charteris	c AE Satterthwaite b EM Bermingham	0(8)
DM Doughty	c KE Ebrahim b EM Bermingham	0(7)
BC Moloney	not out	3(5)
XA Jetly	c AE Satterthwaite b KE Ebrahim	0(5)
EXTRAS	2lb, 22w	24
TOTAL	All out in 46 overs	235

FALL OF WICKETS:

26, 50, 70, 159, 203, 222, 223, 228, 235, 235

CANTERBURY MAGICIANS	O	M	R	W
JA Simmons	6	0	34	0
JL Savage	7	1	34	1
MJ Banks	8	0	38	2
KE Ebrahim	9	1	44	4
EM Bermingham	10	1	29	3
AE Satterthwaite	4	0	32	0
AC Mace-Cochrane	2	0	22	0

CANTERBURY MAGICIANS

AE Satterthwaite	c LR Doolan b JM Kerr	3(6)
KFG Nation	lbw b DM Doughty	0(1)
* EM Bermingham	c RM Burns b DM Doughty	2(6)
KE Ebrahim	lbw b AC Kerr	17(29)
AC Mace-Cochrane	c RM Burns b DM Doughty	6(35)
NB Cox	c LR Doolan b DM Doughty	4(3)
† LEV Hughes	lbw b DM Doughty	0(8)
JL Savage	b AC Kerr	13(22)
EK Kench	lbw b AC Kerr	0(2)
MJ Banks	not out	8(25)
JA Simmons	c CR King b AC Kerr	0(3)
EXTRAS	4b, 2lb, 1nb, 3w	10
TOTAL	All out in 23.1 overs	63

FALL OF WICKETS:

1, 3, 9, 19, 28, 38, 38, 38, 61, 63

WELLINGTON BLAZE	O	M	R	W
DM Doughty	10	2	29	5
JM Kerr	6	3	12	1
AC Kerr	5.1	1	8	4
XA Jetly	2	0	8	0



CANTERBURY MAGICIANS V NORTHERN SPIRIT

At St Paul's Collegiate Ground, Hamilton on 2 March, 2019

RESULT: Northern Spirit won by 8 wickets



CANTERBURY MAGICIANS

NB Cox	c OR Lobb b KG Anderson	30(31)
KFG Nation	c FC Leydon-Davis b C Esterhuizen	30(25)
* EM Bermingham	c SRH Curtis b C Esterhuizen	16(25)
KE Ebrahim	c MN Hyde b AJ Rout	94(109)
JL Savage	c and b AJ Rout	19(34)
AC Mace-Cochrane	c SRH Curtis b EL Baker	84(60)
EK Kench	c and b AJ Rout	0(1)
† LEV Hughes	not out	24(15)
MJ Banks	not out	1(1)
JA Simmons		
SR Asmussen		
EXTRAS	2lb, 1nb, 7w	10
TOTAL	For 7 wickets in 50 overs	308

FALL OF WICKETS:

58, 68, 94, 134, 261, 267, 302

NORTHERN SPIRIT

AJ Rout	c NB Cox b JA Simmons	0(3)
LS Mulivai	run out (KE Ebrahim – JL Savage)	0(6)
FC Leydon-Davis	not out	131(123)
KG Anderson	not out	160(131)
† OR Lobb		
EAJ Richardson		
* SRH Curtis		
C Esterhuizen		
BM Perry		
MN Hyde		
EL Baker		
EXTRAS	2b, 9lb, 10w	21
TOTAL	For 2 wickets in 44 overs	312

FALL OF WICKETS:

0, 4

NORTHERN SPIRIT	O	M	R	W	CANTERBURY MAGICIANS	O	M	R	W
EAJ Richardson	8	0	41	0	JA Simmons	8	0	51	1
LS Mulivai	4	0	42	0	JL Savage	6	1	33	0
C Esterhuizen	10	1	33	2	EM Bermingham	4	0	31	0
KG Anderson	7	0	31	1	KE Ebrahim	6	0	39	0
MN Hyde	6	0	35	0	SR Asmussen	9	0	62	0
AJ Rout	9	0	72	3	MJ Banks	5	0	41	0
BM Perry	2	0	16	0	AC Mace-Cochrane	3	0	23	0
SRH Curtis	1	0	3	0	KFG Nation	3	0	21	0
EL Baker	3	0	33	1					



CANTERBURY MAGICIANS V NORTHERN SPIRIT

At St Paul's Collegiate Ground, Hamilton on 3 March, 2019

RESULT: Canterbury Magicians won by 6 wickets



NORTHERN SPIRIT

† OR Lobb	lbw b JA Simmons	4(9)
AJ Rout	c KE Ebrahim b J Dean	5(18)
FC Leydon-Davis	c JL Savage b KE Ebrahim	3(11)
KJ Anderson	b EM Bermingham	13(21)
EAJ Richardson	c and b EM Bermingham	41(38)
* SRH Curtis	c AC Mace-Cochrane b EM Bermingham	0(5)
C Esterhuizen	c LEV Hughes b EM Bermingham	5(20)
MN Hyde	c LEV Hughes b SR Asmussen	49(85)
CR Sarsfield	lbw b JA Simmons	20(41)
GA Harris	run out (SR Asmussen – EM Bermingham)	3(23)
EL Baker	not out	4(6)
EXTRAS	4lb, 25w	29
TOTAL	All out in 46.1 overs	176

FALL OF WICKETS:

6, 14, 14, 38, 45, 83, 85, 149, 170, 176

CANTERBURY MAGICIANS

NB Cox	run out (MN Hyde-EAJ Richardson-OR Lobb)	3(1)
KFG Nation	run out (SRH Curtis)	26(37)
KE Ebrahim	not out	88(95)
* EM Bermingham	c and b C Esterhuizen	1(5)
JL Savage	c SRH Curtis b KJ Anderson	18(43)
AC Mace-Cochrane	not out	31(33)
† LEV Hughes		
J Dean		
MJ Banks		
JA Simmons		
SR Asmussen		
EXTRAS	4lb, 1nb, 7w	12
TOTAL	For 4 wickets in 35.3 overs	179

FALL OF WICKETS:

3, 65, 66, 123

CANTERBURY MAGICIANS	O	M	R	W	NORTHERN SPIRIT	O	M	R	W
JA Simmons	8	2	24	2	EAJ Richardson	6	0	27	0
J Dean	9	0	30	1	MN Hyde	2	0	27	0
KE Ebrahim	7	0	28	1	C Esterhuizen	10	3	24	1
MJ Banks	4	0	16	0	FC Leydon-Davis	6	0	30	0
EM Bermingham	10	2	19	4	GA Harris	4	0	22	0
SR Asmussen	4.1	0	32	1	KJ Anderson	4	0	21	1
AC Mace-Cochrane	2	0	8	0	SRH Curtis	2	0	6	0
KFG Nation	2	0	15	0	EL Baker	1.3	0	18	0

CANTERBURY CAREER ONE DAY AVERAGES

HALLYBURTON JOHNSTONE SHIELD AVERAGES

NAME	M	Inns	NO	Runs	Ave	HS	100	50	Ct	St	Overs	Mdns	Runs	Wkts	NB	Wides	Ave	Best
SR Asmussen	4	0	0	0	NA	NA	0	0	0	0	22.1	1	154	3	0	7	51.33	2-35
MJ Banks	6	4	3	23	23.00	11*	0	0	0	0	28	0	153	3	1	15	51.00	2-38
EM Bermingham	9	9	1	86	10.75	27	0	0	2	0	70	7	301	12	0	20	25.08	4-19
NB Cox	10	9	0	114	12.67	35	0	0	1	0	0	0	0	0	0	0	NA	NA
J Dean	3	2	1	10	10.00	5*	0	0	1	0	13	0	58	2	0	7	29.00	1-18
KE Ebrahim	8	8	2	517	86.17	94	0	6	6	0	64	3	297	8	0	13	37.13	4-44
LEV Hughes	10	8	3	59	11.80	24*	0	0	4	1	0	0	0	0	0	0	NA	NA
HNK Jensen	4	4	1	39	13.00	23	0	0	1	0	33	2	142	4	0	3	35.50	2-46
EK Kench	3	3	0	4	1.33	4	0	0	0	0	0	0	0	0	0	0	NA	0
AC Mace-Cochrane	10	9	3	216	36.00	84	0	2	2	0	14	1	87	1	0	2	87.00	1-2
FL Mackay	6	6	1	452	90.40	140	3	1	4	0	44.4	2	157	5	0	2	31.40	4-34
KFG Nation	10	10	0	86	8.60	30	0	0	2	0	5.4	0	40	0	0	8	NA	NA
AE Satterthwaite	2	2	0	8	4.00	5	0	0	2	0	11.5	0	72	0	0	4	NA	NA
JL Savage	9	9	1	221	27.63	55	0	1	4	0	49	3	276	4	1	11	69.00	2-39
JA Simmons	10	3	1	2	1.00	2*	0	0	2	0	67	7	298	9	0	31	33.11	2-14
GES Sullivan	6	3	1	17	8.50	14*	0	0	0	0	30.4	2	139	4	0	6	34.75	1-13

CANTERBURY CAREER TWENTY20 AVERAGES

NAME	M	Inns	NO	Runs	Ave	HS	100	50	Ct	St	Overs	Mdns	Runs	Wkts	NB	Wides	Ave	Best
SR Asmussen	4	0	0	0	NA	0	0	0	0	0	22.1	1	154	3	0	7	51.33	2-35
MJ Banks	15	8	4	45	11.25	12*	0	0	1	0	75.5	3	409	6	1	15	68.16	2-27
EM Bermingham	102	83	15	1482	21.79	125*	2	3	28	0	713.3	71	2755	101	0	20	27.27	4-19
NB Cox	43	27	7	242	12.1	35	0	0	7	0	0	0	0	0	0	0	NA	0
J Dean	3	2	1	10	10	5*	0	0	1	0	13	0	58	2	0	7	29	1-18
KE Ebrahim	112	100	18	2755	33.59	115*	3	20	40	0	847.3	98	3112	119	0	13	26.15	4-11
LEV Hughes	28	16	5	97	8.81	24*	0	0	13	4	0	0	0	0	0	0	NA	NA
HNK Jensen	57	48	7	845	20.60	73	0	4	10	0	331	32	1307	50	0	3	26.14	4-21
EK Kench	11	8	1	28	4	9	0	0	3	0	0	0	0	0	0	0	NA	0
AC Mace-Cochrane	23	17	4	285	21.92	84	0	2	5	0	30	2	144	4	0	2	36	2-18
FL Mackay	98	94	10	3764	44.80	145	8	18	35	0	762.3	69	2668	127	0	2	21.007	5-15
KFG Nation	34	26	2	303	12.625	40	0	0	7	0	6.4	0	52	0	0	8	NA	NA
AE Satterthwaite	141	122	30	4235	46.03	136	7	29	57	0	784	70	3164	129	0	4	24.34	5-27
JL Savage	59	39	5	564	16.58	55	0	1	26	4	105	7	534	8	1	11	66.75	2-19
JA Simmons	20	7	3	7	1.75	4*	0	0	2	0	123	10	586	14	0	31	41.85	2-14
GES Sullivan	21	9	4	46	9.2	21*	0	0	1	0	67.3	6	276	9	0	6	30.66	2-17

BURGER KING SUPER SMASH SCORECARDS



CANTERBURY MAGICIANS V WELLINGTON BLAZE

At Bert Sutcliffe Oval, Lincoln University on 25 October, 2018
RESULT: Match abandoned



CANTERBURY MAGICIANS V AUCKLAND HEARTS

At Lincoln 3, Lincoln University on 26 October, 2018
RESULT: Auckland Hearts won by 6 runs



AUCKLAND HEARTS

LR Down	b JL Savage	17(39)
AM Peterson	b HNK Jensen	9(9)
SJ McGlashan	run out (AC Mace-Cochrane-† LEV Hughes)	20(14)
* ML Green	not out	38(34)
KT Perkins	c LEV Hughes b LM Tahuu	12(14)
† TB Wilson	run out (KE Ebrahim)	5(9)
RSM Lili'i	not out	3(2)
HR Huddleston		
AN Kelly		
BG Armstrong		
RH McNeill		
EXTRAS	1lb, 1nb	2
TOTAL	For 5 wickets in 20 overs	106

FALL OF WICKETS:

13, 46, 48, 74, 99

CANTERBURY MAGICIANS

KFG Nation	c SJ McGlashan b AN Kelly	22(24)
* FL Mackay	b HR Huddleston	0(2)
AE Satterthwaite	c BG Armstrong b AN Kelly	5(13)
EM Bermingham	lbw b AM Peterson	20(32)
KE Ebrahim	c LR Down b RH McNeill	11(20)
AC Mace-Cochrane	run out (HR Huddleston-BG Armstrong)	7(12)
LM Tahuu	b HR Huddleston	14(13)
HNK Jensen	not out	1(3)
GES Sullivan	not out	0(1)
JL Savage		
† LEV Hughes		
EXTRAS	1b, 6lb, 13w	20
TOTAL	For 7 wickets in 20 overs	100

FALL OF WICKETS:

1, 6, 44, 70, 74, 98, 99

CANTERBURY MAGICIANS	O	M	R	W	AUCKLAND HEARTS	O	M	R	W
LM Tahuu	4	1	12	1	HR Huddleston	4	0	7	2
JL Savage	4	0	18	1	AN Kelly	4	0	28	2
HNK Jensen	4	0	23	1	AM Peterson	4	0	20	1
EM Bermingham	2	0	13	0	RH McNeill	4	1	22	1
KE Ebrahim	4	0	26	0	BG Armstrong	4	0	16	0
FL Mackay	2	0	13	0					



CANTERBURY MAGICIANS V CENTRAL HINDS

At Lincoln Green, Lincoln University on 26 October, 2018
RESULT: Canterbury Magicians won by 7 wickets



CENTRAL HINDS

† NC Dodd	b LM Tahuu	10(13)
JM Watkin	c AE Satterthwaite b HNK Jensen	8(17)
* A van Deventer	b LM Tahuu	7(7)
KA Tomlinson	st LEV Hughes b EM Bermingham	0(10)
HM Rowe	run out (EM Bermingham-LM Tahuu)	0(4)
RA Mair	not out	18(31)
KE Baxter	run out (HNK Jensen-LEV Hughes)	1(1)
MJ Hansen	lbw b GES Sullivan	1(5)
E Lanser	c KE Ebrahim b GES Sullivan	9(14)
GK Atkinson	c KE Ebrahim b JL Savage	4(10)
TN Hurley	run out (GES Sullivan)	2(7)
EXTRAS	1lb, 1nb, 4w	6
TOTAL	All out in 19.4 overs	66

FALL OF WICKETS:

15, 25, 28, 28, 29, 32, 49, 62, 66

CANTERBURY MAGICIANS

KFG Nation	c NC Dodd b HM Rowe	0(7)
AE Satterthwaite	c A van Deventer b JM Watkin	27(27)
EM Bermingham	st NC Dodd b JM Watkin	23(27)
KE Ebrahim	not out	12(16)
AC Mace-Cochrane	not out	2(1)
* FL Mackay		
† LEV Hughes		
JL Savage		
HNK Jensen		
GES Sullivan		
LM Tahuu		
EXTRAS	1lb, 3w	4
TOTAL	For 3 wickets in 13 overs	68

FALL OF WICKETS:

1, 51, 59

CANTERBURY MAGICIANS	O	M	R	W	AUCKLAND HEARTS	O	M	R	W
JL Savage	2	0	10	1	RA Mair	4	1	19	0
LM Tahuu	3	0	11	2	HM Rowe	4	0	19	1
HNK Jensen	4	1	9	1	TN Hurley	2	0	16	0
EM Bermingham	3	0	7	1	JM Watkin	3	0	13	2
GES Sullivan	3	1	11	2					
KE Ebrahim	2.4	0	11	0					
EA Satterthwaite	2	0	6	0					



CANTERBURY MAGICIANS V OTAGO SPARKS

At Lincoln Green, Lincoln University on 27 October, 2018

RESULT: Canterbury Magicians won by 7 wickets



OTAGO SPARKS

SW Bates	b LM Tahuu	12(13)
MR Cowan	run out (KE Ebrahim - LEV Hughes)	8(10)
*† KJ Martin	b HNK Jensen	6(12)
LM Kasperek	c EM Bermingham b LM Tahuu	0(4)
PM Inglis	st LEV Hughes b EM Bermingham	12(14)
L Griffith	c AE Satterthwaite b EM Bermingham	29(21)
CG Blakely	c and b EM Bermingham	4(7)
EL Brown	not out	12(18)
GA Heffernan	c AE Satterthwaite b FL Mackay	5(15)
KA Heffernan	b FL Mackay	4(5)
EJ Black	not out	1(1)
EXTRAS	4b, 6w	10
TOTAL	For 9 wickets in 20 overs	103

FALL OF WICKETS:

24, 26, 28, 40, 54, 77, 82, 92, 100

CANTERBURY MAGICIANS

KFG Nation	c GA Heffernan b L Griffith	9(11)
* FL Mackay	not out	47(56)
AE Satterthwaite	c L Griffith b CG Blakely	18(21)
EM Bermingham	st KJ Martin b EJ Black	20(16)
KE Ebrahim	not out	1(1)
† LEV Hughes		
AC Mace-Cochrane		
JA Simmons		
JL Savage		
HNK Jensen		
LM Tahuu		
EXTRAS	1b, 3lb, 1nb, 6w	11
TOTAL	For 3 wickets in 17.2 overs	106

FALL OF WICKETS:

22, 61, 101

CANTERBURY MAGICIANS	O	M	R	W	NORTHERN SPIRIT	O	M	R	W
JA Simmons	1	0	10	0	KA Heffernan	4	0	21	0
LM Tahuu	3	0	10	2	L Griffith	4	0	31	1
JL Savage	3	0	16	0	LM Kasperek	4	0	18	0
HNK Jensen	3	0	22	1	SW Bates	2	0	12	0
EM Bermingham	4	0	18	3	CG Blakely	1	0	5	1
FL Mackay	4	0	12	2	GA Heffernan	2	0	9	0
KE Ebrahim	2	0	11	0	EJ Black	0.2	0	6	1



CANTERBURY MAGICIANS V NORTHERN SPIRIT

At Lincoln 3, Lincoln University on 28 October, 2018

RESULT: Canterbury Magicians won by 9 wickets



NORTHERN SPIRIT

CA Gurrey	b LM Tahuu	51(55)
* SRH Curtis	lbw b EM Bermingham	7(13)
† BM Bezuidenhout	c MJ Banks b AE Satterthwaite	34(37)
FC Leydon-Davis	b KE Ebrahim	1(4)
KG Anderson	b FL Mackay	2(6)
EAJ Richardson	not out	7(5)
C Esterhuizen	not out	0(0)
LS Mulivai		
BM Perry		
NH Patel		
CR Sarsfield		
EXTRAS	2lb	2
TOTAL	For 5 wickets in 20 overs	104

FALL OF WICKETS:

26, 77, 82, 90, 104

CANTERBURY MAGICIANS

KFG Nation	c KG Anderson b EAJ Richardson	0(1)
* FL Mackay	not out	32(42)
AE Satterthwaite	not out	68(48)
EM Bermingham		
KE Ebrahim		
HNK Jensen		
MJ Banks		
AC Mace-Cochrane		
LM Tahuu		
† LEV Hughes		
GES Sullivan		
EXTRAS	1lb, 1nb, 3w	5
TOTAL	For 1 wicket in 15 overs	105

FALL OF WICKETS:

0

CANTERBURY MAGICIANS	O	M	R	W	NORTHERN SPIRIT	O	M	R	W
HNK Jensen	4	0	17	0	EAJ Richardson	3	0	24	1
LM Tahuu	4	0	20	1	LS Mulivai	4	0	24	0
KE Ebrahim	4	0	19	1	CR Sarsfield	1	0	13	0
EM Bermingham	4	0	16	1	BM Perry	4	0	22	0
FL Mackay	3	0	21	1	FC Leydon-Davis	2	0	13	0
AE Satterthwaite	1	0	9	1	SRH Curtis	1	0	8	0



CANTERBURY MAGICIANS V OTAGO SPARKS

At University Oval, Dunedin on 23 December, 2018
RESULT: Canterbury Magicians won by 9 wickets



OTAGO SPARKS

AN Davidson-Richards	c KFG Nation b GES Sullivan	80(52)
MR Cowan	c FL Mackay b KE Ebrahim	7(9)
*† KJ Martin	run out (LEV Hughes- KE Ebrahim)	61(46)
LM Kasperek	lbw b FL Mackay	3(4)
PM Inglis	not out	9(9)
ML Gibbs		
CG Blakely		
EL Brown		
KA Heffernan		
EJ Carson		
EJ Black		
EXTRAS	1b, 3w	4
TOTAL	For 4 wickets in 20 overs	164

FALL OF WICKETS:

38, 138, 152, 164

CANTERBURY MAGICIANS

KFG Nation	b LM Kasperek	91(60)
* FL Mackay	not out	62(50)
EM Bermingham	not out	4(4)
KE Ebrahim		
JL Savage		
NB Cox		
AC Mace-Cochrane		
† LEV Hughes		
GES Sullivan		
MJ Banks		
JA Simmons		
EXTRAS	3lb, 2nb, 4w	9
TOTAL	For 1 wicket in 18.4 overs	166

FALL OF WICKETS:

159

CANTERBURY MAGICIANS	O	M	R	W	OTAGO SPARKS	O	M	R	W
EM Bermingham	4	0	27	0	KA Heffernan	4	0	26	0
JA Simmons	2	0	22	0	LM Kasperek	4	0	23	1
JL Savage	2	0	24	0	EJ Black	3.4	0	32	0
KE Ebrahim	4	0	25	1	AN Davidson-Richards	3	0	44	0
FL Mackay	4	0	36	1	EJ Carson	3	0	31	0
GES Sullivan	4	0	29	1	EL Brown	1	0	7	0



CANTERBURY MAGICIANS V AUCKLAND HEARTS

At Eden Park Outer Oval, Auckland on 1 January, 2019
RESULT: Canterbury Magicians won by 8 wickets



AUCKLAND HEARTS

AM Peterson	c JA Simmons b JL Savage	12(27)
LR Down	run out (LEV Hughes-KFG Nation)	16(12)
* ML Green	b JL Savage	10(18)
KT Perkins	run out (FL Mackay)	1(1)
RSM Lili'i	c MJ Banks b EM Bermingham	12(17)
HR Huddleston	not out	36(31)
AN Kelly	run out (KE Ebrahim-FL Mackay)	10(11)
BG Armstrong	not out	2(3)
† TI Lamb		
SE Bowden		
RH McNeill		
EXTRAS	1lb, 4w	5
TOTAL	For 6 wickets in 20 overs	104

FALL OF WICKETS:

25, 39, 41, 44, 62, 90

CANTERBURY MAGICIANS

KFG Nation	c and b AM Peterson	33(36)
* FL Mackay	lbw b AM Peterson	30(29)
KE Ebrahim	not out	21(24)
EM Bermingham	not out	18(18)
NB Cox		
AC Mace-Cochrane		
JL Savage		
† LEV Hughes		
MJ Banks		
JA Simmons		
EK Kench		
EXTRAS	3lb, 1nb, 1w	5
TOTAL	For 2 wickets in 17.4 overs	107

FALL OF WICKETS:

55, 80

CANTERBURY MAGICIANS	O	M	R	W	AUCKLAND HEARTS	O	M	R	W
EM Bermingham	4	0	17	1	AN Kelly	3	0	23	0
JA Simmons	4	0	29	0	HR Huddleston	3.4	0	16	0
KE Ebrahim	4	0	23	0	RH McNeill	4	0	30	0
JL Savage	4	0	14	2	BG Armstrong	2	0	12	0
FL Mackay	4	0	20	0	AM Peterson	4	0	13	2
					ML Green	1	0	10	0



CANTERBURY MAGICIANS V WELLINGTON BLAZE

At Basin Reserve, Wellington on 6 January, 2019

RESULT: Wellington Blaze won by 4 wickets



CANTERBURY MAGICIANS

* FL Mackay	lbw b AC Kerr	30(37)
KFG Nation	run out (JT McFadyen-AC Kerr)	17(16)
EM Bermingham	not out	65(40)
KE Ebrahim	b AD Evans	4(7)
JL Savage	c JM Kerr b TMM Newton	8(11)
NB Cox	not out	19(9)
AC Mace-Cochrane		
† LEV Hughes		
GES Sullivan		
MJ Banks		
JA Simmons		
EXTRAS	6w	6
TOTAL	For 4 wickets in 20 overs	149

FALL OF WICKETS:

38, 54, 71, 111

WELLINGTON BLAZE

LR Doolan	st LEV Hughes b EM Bermingham	22(20)
RM Burns	c GES Sullivan b FL Mackay	62(43)
AC Kerr	b KE Ebrahim	1(3)
* EC Perry	c MJ Banks b GES Sullivan	17(19)
TMM Newton	b JA Simmons	15(13)
† JT McFadyen	c EM Bermingham b FL Mackay	1(8)
JM Kerr	not out	20(10)
SL McDonald	not out	0(2)
CR King		
AD Evans		
DM Doughty		
EXTRAS	6lb, 6w	12
TOTAL	For 6 wickets in 19.4 overs	150

FALL OF WICKETS:

33, 34, 81, 120, 122, 140

WELLINGTON BLAZE	O	M	R	W	CANTERBURY MAGICIANS	O	M	R	W
DM Doughty	4	0	20	0	EM Bermingham	4	0	32	1
JM Kerr	2	0	11	0	JA Simmons	3	0	24	1
AD Evans	4	0	30	1	KE Ebrahim	3.4	1	20	1
LR Doolan	4	0	33	0	JL Savage	3	0	25	0
AC Kerr	4	0	34	1	GES Sullivan	2	0	19	1
TMM Newton	2	0	21	1	FL Mackay	4	0	24	2



CANTERBURY MAGICIANS V NORTHERN SPIRIT

At Hagley Oval, Christchurch on 9 January, 2019

RESULT: Northern Spirit won by 5 wickets



CANTERBURY MAGICIANS

KFG Nation	c MN Hyde b C Esterhuizen	0(4)
* FL Mackay	not out	58(46)
EM Bermingham	c MN Hyde b C Esterhuizen	26(23)
KE Ebrahim	not out	77(48)
JL Savage		
NB Cox		
AC Mace-Cochrane		
† LEV Hughes		
GES Sullivan		
MJ Banks		
JA Simmons		
EXTRAS	1b, 1lb, 1nb, 1w	4
TOTAL	For 2 wickets in 20 overs	165

FALL OF WICKETS:

0, 36

NORTHERN SPIRIT

CA Gurrey	c FL Mackay b GES Sullivan	55(34)
† BM Bezuidenhout	c MJ Banks b FL Mackay	17(13)
FC Leydon-Davis	not out	41(36)
KG Anderson	st LEV Hughes b EM Bermingham	2(4)
EAJ Richardson	b FL Mackay	43(21)
* SRH Curtis	lbw b FL Mackay	0(1)
BM Halliday	not out	4(7)
LS Mulivai		
AJ Rout		
MN Hyde		
C Esterhuizen		
EXTRAS	1b, 1nb, 3w	5
TOTAL	For 5 wickets in 19.1 overs	167

FALL OF WICKETS:

66, 87, 93, 147, 147

NORTHERN SPIRIT	O	M	R	W	CANTERBURY MAGICIANS	O	M	R	W
C Esterhuizen	4	0	21	2	EM Bermingham	4	0	36	1
EAJ Richardson	4	1	24	0	JA Simmons	1	0	9	0
KG Anderson	4	0	36	0	KE Ebrahim	3.1	0	33	0
AJ Rout	1	0	9	0	JL Savage	2	0	21	0
MN Hyde	3	0	34	0	FL Mackay	4	0	25	3
FC Leydon-Curtis	2	0	17	0	GES Sullivan	4	0	32	1
SRH Curtis	2	0	22	0	MJ Banks	1	0	10	0



CANTERBURY MAGICIANS V CENTRAL HINDS

At Hagley Oval, Christchurch on 13 January, 2019

RESULT: Canterbury Magicians won by 64 runs



CANTERBURY MAGICIANS

KFG Nation	c JM Watkin b HM Rowe	3(7)
* FL Mackay	run out (NC Dodd-GK Atkinson)	97(61)
EM Bermingham	lbw b GK Atkinson	36(25)
KE Ebrahim	c E Lanser b RA Mair	20(19)
NB Cox	b HM Rowe	5(7)
AC Mace-Cochrane	not out	1(1)
JL Savage		
† LEV Hughes		
GES Sullivan		
MJ Banks		
JA Simmons		
EXTRAS	1lb, 5w	6
TOTAL	For 5 wickets in 20 overs	168

FALL OF WICKETS:

4, 94, 141, 166, 168

CENTRAL HINDS	O	M	R	W
RA Mair	4	0	20	1
HM Rowe	4	0	28	2
JM Watkin	4	0	37	0
KE Baxter	1	0	24	0
E Lanser	2	0	16	0
GK Atkinson	3	0	28	1
MJ Greig	2	0	14	0

CENTRAL HINDS

† NC Dodd	c EM Bermingham b JA Simmons	0(3)
EG Cunningham	C KFG Nation b EM Bermingham	6(13)
JM Watkin	c and b EM Bermingham	1(6)
* A van Deventer	b JA Simmons	16(22)
KA Tomlinson	c MJ Banks b GES Sullivan	5(7)
HM Rowe	c KE Ebrahim b MJ Banks	45(35)
MJ Greig	c KFG Nation b JL Savage	6(11)
E Lanser	c JL Savage b MJ Banks	5(8)
RA Mair	st LEV Hughes b GES Sullivan	6(6)
KE Baxter	not out	8(5)
GK Atkinson	not out	2(4)
EXTRAS	3lb, 1w	4
TOTAL	For 9 wickets in 20 overs	104

FALL OF WICKETS:

0, 1, 18, 31, 35, 50, 70, 87, 95

CANTERBURY MAGICIANS	O	M	R	W
JA Simmons	4	0	8	1
EM Bermingham	3	0	10	2
GES Sullivan	4	0	30	3
KE Ebrahim	3	0	16	0
JL Savage	3	0	16	1
MJ Banks	3	0	21	2



CANTERBURY MAGICIANS V WELLINGTON BLAZE

At Eden Park Outer Oval, Auckland on 6 January, 2019

RESULT: Wellington Blaze won by 4 wickets



CANTERBURY MAGICIANS

KFG Nation	c and b SFM Devine	6(13)
* FL Mackay	run out (AD Evans-LR Doolan)	11(17)
KE Ebrahim	c EC Perry b JM Kerr	38(38)
EM Bermingham	not out	61(49)
NB Cox	not out	3(3)
JL Savage		
AC Mace-Cochrane		
GES Sullivan		
† LEV Hughes		
MJ Banks		
JA Simmons		
EXTRAS	1lb, 10w	11
TOTAL	For 3 wickets in 20 overs	130

FALL OF WICKETS:

21, 23, 109

WELLINGTON BLAZE	O	M	R	W
DM Doughty	4	0	23	0
JM Kerr	4	0	25	1
SFM Devine	4	0	28	1
AD Evans	3	0	22	0
AC Kerr	4	0	24	0
TMM Newton	1	0	7	0

WELLINGTON BLAZE

† LR Doolan	lbw b EM Bermingham	1(5)
RM Burns	st LEV Hughes b GES Sullivan	41(44)
SFM Devine	run out (FL Mackay-LEV Hughes)	31(26)
AC Kerr	run out (KE Ebrahim-FL Mackay)	28(27)
* EC Perry	b KE Ebrahim	9(12)
TMM Newton	run out (FL Mackay)	1(1)
JM Kerr	not out	7(5)
SL McDonald	not out	1(1)
CR King		
AD Evans		
DM Doughty		
EXTRAS	3lb, 1nb, 8w	12
TOTAL	For 6 wickets in 20 overs	131

FALL OF WICKETS:

7, 76, 85, 120, 122, 127

CANTERBURY MAGICIANS	O	M	R	W
JA Simmons	3	0	15	0
EM Bermingham	4	0	20	1
GES Sullivan	4	0	27	1
JL Savage	2	0	24	0
KE Ebrahim	3	0	17	1
FL Mackay	4	0	25	0

TWENTY20 AVERAGES 2018/19

CANTERBURY MAGICIANS - TWENTY20 AVERAGES

NAME	M	Inn	NO	Runs	Ave	HS	100	50	Ct	St	Overs	Mdms	Runs	Wkts	nb	wides	Ave	Best
MJ Banks	7	0	0	0	NA	0	0	0	5	0	4	0	31	2	0	0	15.5	2-21
EM Bermingham	10	9	4	273	54.6	65*	0	2	5	0	36	0	196	11	0	5	17.81	3-18
NB Cox	6	3	2	27	27	19*	0	0	0	0	0	0	0	0	0	0	NA	NA
KE Ebrahim	10	8	4	184	46	77*	0	1	3	0	33.3	1	201	4	0	7	50.25	1-17
LEV Hughes	10	0	0	0	NA	0	0	0	1	6	0	0	0	0	0	0	NA	NA
HNK Jensen	4	1	1	1	NA	1*	0	0	0	0	15	1	71	3	0	0	23.66	1-9
EK Kench	1	0	0	0	NA	0	0	0	0	0	0	0	0	0	0	0	NA	NA
AC Mace-Cochrane	10	3	2	10	10	7	0	0	0	0	0	0	0	0	0	0	NA	NA
FL Mackay	10	9	4	367	73.4	97	0	3	2	0	29	0	176	9	0	1	19.55	3-25
KFG Nation	10	10	0	181	18.1	91	0	1	3	0	0	0	0	0	0	0	NA	NA
AE Satterthwaite	4	4	1	118	39.33	68*	0	1	3	0	3	0	15	1	0	0	15	1-9
JL Savage	9	1	0	8	8	8	0	0	1	0	25	0	168	5	1	7	33.6	2-14
JA Simmons	7	0	0	0	NA	0	0	0	1	0	18	0	117	2	0	8	58.5	1-8
GES Sullivan	8	1	1	0	NA	0*	0	0	1	0	21	1	148	9	1	3	16.44	3-30
LMM Tahuu	4	1	0	14	14	14	0	0	0	0	14	1	53	6	2	2	8.83	2-10

CANTERBURY MAGICIANS - CANTERBURY CAREER TWENTY20 AVERAGES

NAME	M	Inn	NO	Runs	Ave	HS	100	50	Ct	St	Overs	Mdms	Runs	Wkts	nb	wides	Ave	Best
MJ Banks	13	2	2	4	NA	3*	0	0	6	0	11	0	84	5	1	6	16.8	2-21
EM Bermingham	76	62	13	963	19.65	65*	0	2	19	0	268.1	6	1275	67	2	17	19.02	4-14
NB Cox	27	13	6	75	10.71	19*	0	0	2	0	0	0	0	0	0	0	NA	NA
KE Ebrahim	75	61	17	1195	27.15	78	0	5	11	0	237.4	6	1301	50	0	17	26.02	3-8
LEV Hughes	22	2	0	0	0	0	0	0	6	7	0	0	0	0	0	0	NA	NA
HNK Jensen	57	45	7	807	21.23	73	0	4	9	0	313	31	1236	49	0	0	25.22	4-21
EK Kench	3	1	1	0	NA	0*	0	0	0	0	0	0	0	0	0	0	NA	NA
AC Mace-Cochrane	23	11	3	80	10	23	0	0	1	0	3	0	26	0	0	1	NA	NA
FL Mackay	73	66	16	1831	36.62	97	0	12	21	0	254.2	7	1291	70	0	3	18.44	3-13
KFG Nation	25	17	2	229	15.26	91	0	1	5	0	0	0	0	0	0	0	NA	NA
AE Satterthwaite	72	69	14	1872	34.03	80*	0	11	30	0	164	1	1013	48	0	1	21.10	4-14
JL Savage	39	9	4	35	7	13	0	0	6	7	38	0	239	13	1	7	18.38	4-26
JA Simmons	13	1	1	1	NA	1*	0	0	3	0	33	0	224	4	0	12	56	1-8
GES Sullivan	14	1	1	0	NA	0*	0	0	1	0	21	1	148	9	1	3	16.44	3-30
LMM Tahuu	52	24	15	127	14.11	25*	0	0	8	0	157.4	6	913	38	4	11	24.02	3-6

CANTERBURY UNDER 21 WOMEN



The 2018/19 Canterbury Women's Under 21 Team was:

Sarah Asmussen
Missy Banks
Jodie Dean
Georgia Edge
Abigale Gerken
Emma Kench - Capt.
Eliza McIntosh
Jessica Simmons
Eleanor Stanley
Gabby Sullivan
Olivia Thomson
Jenna Waghorn
Lucy Western

Coach: Rachel Candy
Manager: Nicki Turner

SUMMARISED SCOREBOARDS

Women's National Provincial Under 21 Tournament, Auckland

v. Auckland, 15th December, 2018

50-over: Canterbury 108 lost to Auckland 109/1 by 9 wickets

v. Wellington, 16th December, 2018

50-over: Wellington 108 lost to Canterbury 109/3 (AG Gerken 33n.o) by 7 wickets

v. Otago, 17th December, 2018

50-over: Otago 178/7 beat Canterbury 149 (J Dean 34n.o) by 29 runs

v. Central Districts, 19th December, 2018

50-over: Central Districts 151 (J Dean 3/22) beat Canterbury 101 (EK Kench 41) by 50 runs

v. Northern Districts, 20th December, 2018

Twenty20: Match abandoned

v. Northern Districts, 20th December, 2018

Twenty20: Northern Districts 96/3 beat Canterbury 88 by 8 runs

v. Otago, 21st December, 2018

Twenty20: Otago 93/9 (JA Simmons 3/23) lost to Canterbury 48/2 (reduced target) by 8 wickets

Tournament Placings:

1. Auckland
2. Central Districts
3. Otago
4. **Canterbury**
5. Northern Districts
6. Wellington

CANTERBURY UNDER 19 MEN



The 2018/19 Canterbury Men's Under 19 Team was:

Joe Bradley
Will Graham
Lochie Harper
Jack Harris
Ben Hartland – Capt.
Mitchell Hay
Jackson Hemingway
Hugo Howard
Nicholas Lidstone
Rhys Mariu
Matt Munro
Archie Redfern
Regan Sheahan
Richard Turpie
Oscar Wilson

Coach: Ben McCord

Assistant Coach/Manager: Keryn Ambler

SUMMARISED SCOREBOARDS

National Provincial Under 19 Tournament, Lincoln University

v. Central Districts, 13th December, 2018

50-over: Canterbury 255/7 (NJ Lidstone 46, OC Wilson 44, JZ Harris 62) lost to Central Districts 259/1 by 9 wickets

v. Otago, 14th December, 2018

50-over: Canterbury 219/8 (RA Mariu 52, BR Hartland 63) lost to Otago 220/8 by 2 wickets

v. Northern Districts, 15th December, 2018

50-over: Northern Districts 314/8 beat Canterbury 217 (NJ Lidstone 50, BR Hartland 31, OC Wilson 34, JZ Harris 53) by 97 runs

v. Auckland, 17th December, 2018

50-over: Canterbury 235/9 (RA Mariu 42, BR Hartland 56, MJ Hay 47) lost to Auckland 236/9 (MPR Munro 3/24) by 1 wicket

v. Wellington, 18th December, 2018

50-over: Canterbury 267/7 (BR Hartland 62, OC Wilson 66, AG Redfern 54n.o., JD Hemingway 33) lost to Wellington 268/7 by 3 wickets

v. Auckland, 20th December, 2018

Twenty20: Canterbury 123/8 (NJ Lidstone 53) lost to Auckland 125/1 by 9 wickets

v. Central Districts, 20th December, 2018

Twenty20: Canterbury 133/8 (OC Wilson 34) lost to Central Districts 134/3 by 7 wickets

v. Northern Districts, 21st December, 2018

Twenty20: Canterbury 175/7 (RA Mariu 66, MJ Hay 35) beat Northern Districts 167 (MPR Munro 3/19) by 8 runs

Tournament Placings:

1. Auckland
2. Wellington
3. Central Districts
4. Northern Districts
5. Otago
6. **Canterbury**

CANTERBURY UNDER 17 MEN



The 2018/19 Canterbury Men's Under 17 Team was:

Mathew Boyle
 Nick Cooke
 Ollie Curtis
 Ben Davenport
 Zac Foulkes
 Jesse Frew
 Josh McCarthy – Capt.
 Theo McIntosh
 Harry McMillan
 David Neal
 Nathaniel Paltridge
 Archie Redfern
 Angus Sidey

Coach: Ben McCord

Assistant Coach/Manager: Freddie Anderson

SUMMARISED SCOREBOARDS

National Provincial Under 17 Tournament, Lincoln University

v. Northern Districts, 17th January, 2019

50-over: Northern Districts 290/6 beat Canterbury 269 (AG Redfern 37, JJA Frew 42, OD Curtis 30, JR McCarthy 36) by 21 runs

v. Wellington, 18th January, 2019

50-over: Canterbury 249 (MWT Boyle 61, JR McCarthy 50) lost to Wellington 253/7 by 3 wickets

v. Auckland, 20th January, 2019

50-over: Canterbury 157 (MWT Boyle 33, ZGF Foulkes 31) lost to Auckland 158/5 by 5 wickets

v. Central Districts, 21st January, 2019

50-over: Central Districts 340/9 beat Canterbury 244 (MWT Boyle 49, JJA Frew 33, AG Redfern 75, JR McCarthy 38) by 96 runs

v. Otago, 23rd January, 2019

50-over: Otago 208 (DB Neal 3/35, MWT Boyle 3/53) lost to Canterbury 210/3 (JJA Frew 101), NNA Paltridge 56) by 7 wickets

v. Otago, 24th January, 2019 – Play off for 5th and 6th 50-over:

Canterbury 200 (JR McCarthy 38, AH Sidey 47) lost to Otago 203/2 by 8 wickets

Tournament Placings:

1. Auckland
2. Central Districts
3. Northern Districts
4. Wellington
5. Otago
6. **Canterbury**

CANTERBURY OVER 60 MEN



The 2018/2019 Canterbury Over 60 Men's Team was:

Robbie Deans
 Tony Gray
 Phil Harris
 Graham Inglis
 Danny Langrope
 Bob Masefield – (Capt.)
 Michael Mehaffey
 John Morton
 Andrew Nuttall
 Lance Ryan
 Ray Steele
 Craig Thiele – player/manager
 Trevor Thornton
 Jeremy Wilson
 Hamish Wright
 Hugh Wright

SUMMARISED SCOREBOARDS

National Over 60 Tournament, Petone, Hutt City

v. Central Districts, 3rd February 2019

40-over: Canterbury 228/4 (D Langrope 40no., G Inglis 43no., P Harris 45no.) beat Central Districts 173 (D Langrope 3-14, L Ryan 3-31) by 55 runs

v. Otago, 4th February 2019

40-over: Canterbury 280/5 (D Langrope 40no., P Harris 43no., R Deans 40no., J Wilson 40no., Hamish Wright 31) beat Otago 165/4 by 115 runs

v. Northern Districts, 6th February 2019

40-over: Canterbury 231/5 (D Langrope 40no., Hugh Wright 40no., P Harris 40no., A Nuttall 37) beat Northern Districts 179 by 52 runs


FINAL

v. Northern Districts, 7th February 2019

40-over: Canterbury 220-6 (Hugh Wright 40no., M Mehaffey 41no., P Harris 41no., A Nuttall 30no.) beat Northern Districts 218/7 by 2 runs

Canterbury won the tournament for the third consecutive year.

PRINTERS OF MORE THAN JUST PAPER!



SIGNAGE | PACKAGING | PHOTOBOOKS | NOVELTY

At Caxton we love new challenges and for over 80 years we have diversified into many varieties of print. From bags, wine and beer labels, packaging, lanterns, door hangers... we even print funky chairs! Come into Caxton to see all the exciting options for your next print project, even if it is just on paper!

CAXTON
DESIGN & PRINT EXCELLENCE

32 LODESTAR AVE WIGRAM CHRISTCHURCH PHONE 366 8516 WWW.CAXTON.CO.NZ



HELP BUILD THE FUTURE OF CRICKET IN OUR COMMUNITY

The **Canterbury Cricket Trust** has a vision to ensure a strong future of cricket in Christchurch through the development a Cricket Precinct at Hagley Park to foster growth in the sport and develop young people.

Our goal now as we work towards our vision of this precinct for our community is to complete the Sir Richard Hadlee Sports Centre so that all cricketers in Canterbury have access to a quality indoor facility in central Christchurch.

This is a vital project and the Trust is dedicated to completing it. The time to do this is now. We invite you, as a valued member of our cricket community, to journey with us as we work towards our goal so that future generations can experience as you did, the support, companionship, learning and growth our sport provides.



**SIR RICHARD HADLEE
SPORTS CENTRE**



We are delighted that Stephen Boock ONZM is supporting this project as the Fundraising Chair by managing our partnerships and relationships with significant contributors. If you would like to talk to us about how you personally, your association or your club could engage with this project, please contact Stephen at stephen.boock@canterburycrickettrust.co.nz